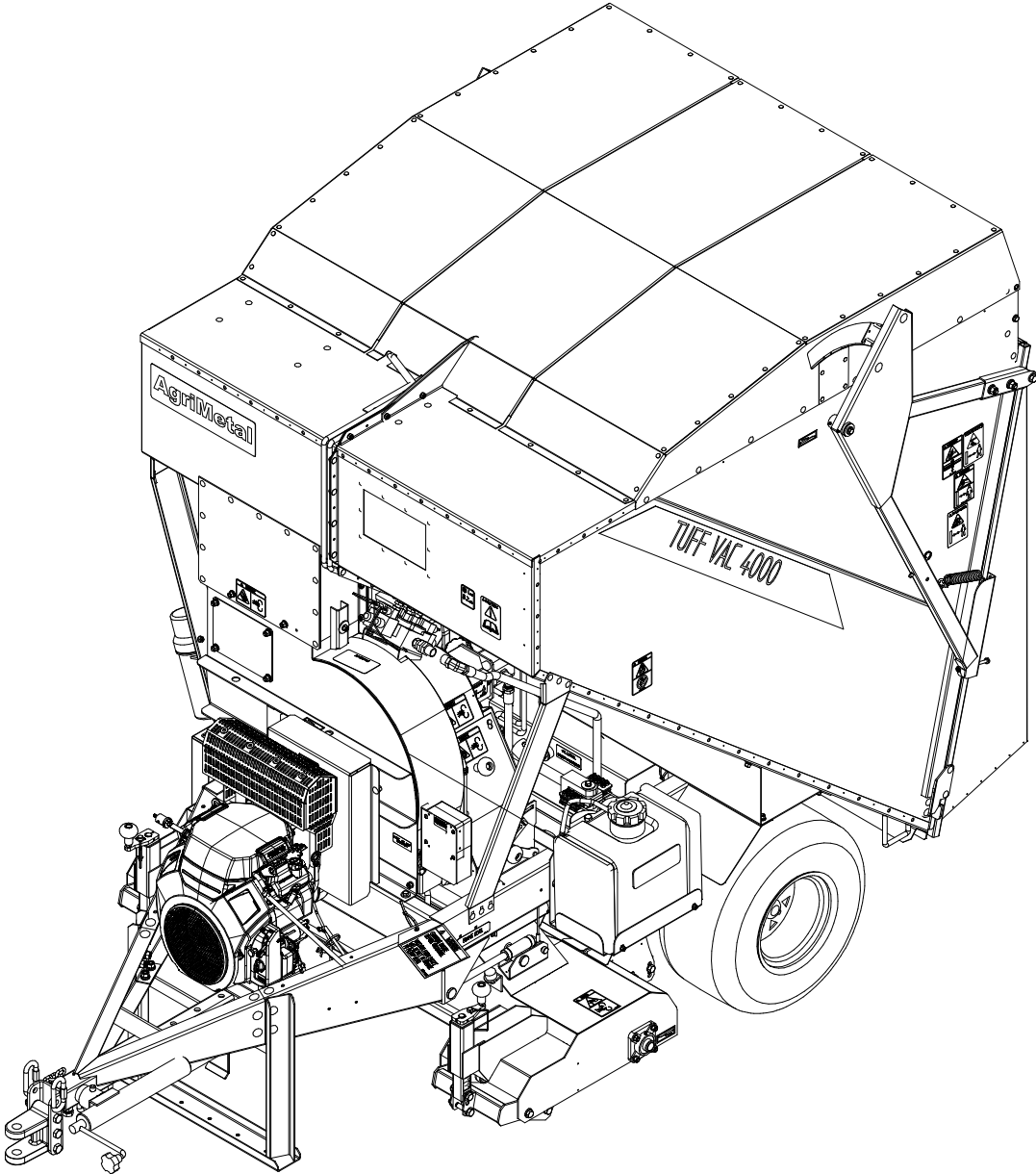


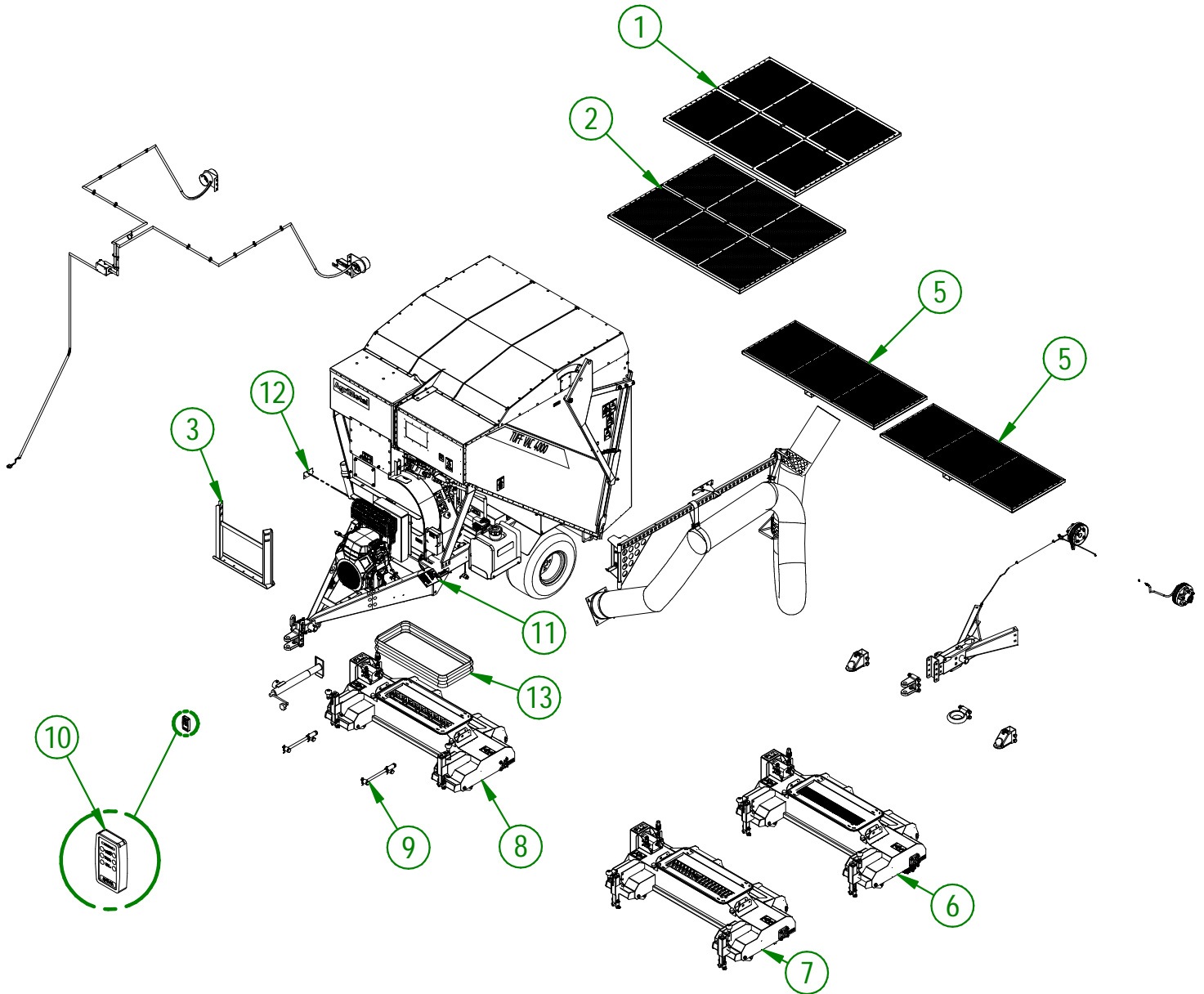
AgriMetal

PARTS LIST

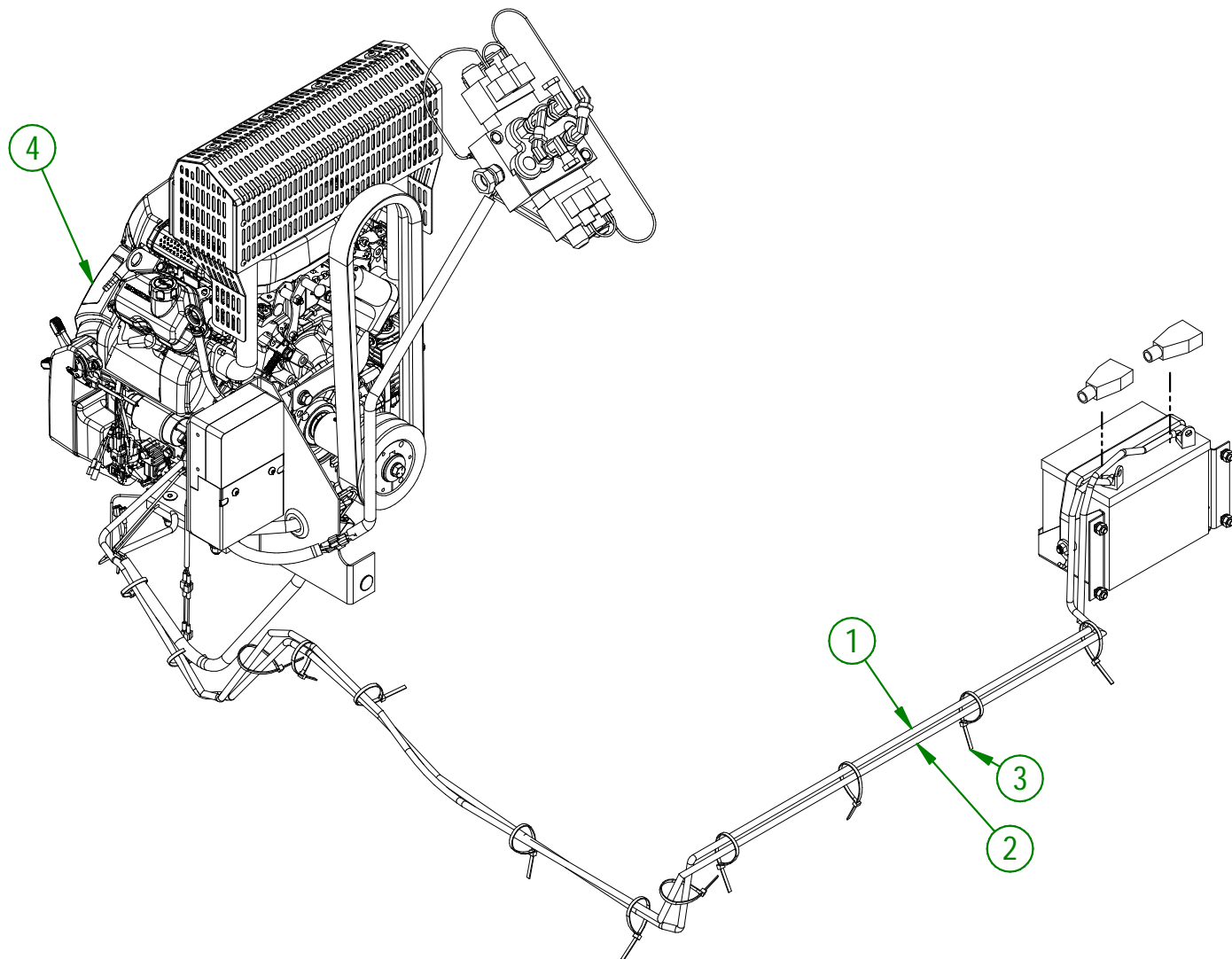


TUFF VAC 4000 GAS HONDA

#	PART #	Qty	TITLE
1	22-55-0025	1	SCREEN 1/4" ASS'Y
2	22-55-0030	1	SCREEN 1/2"
3	22-50-0157	1	SHIPPING LEG
4*	22-55-0320	1	JACK
5	22-55-0265	2	WASHABLE HARD SURFACE FILTER KIT (OPTION)
6	22-55-0053	1	NYLON BRISTLE ROTARY BRUSH HEAD ASS'Y
7	22-55-0051	1	DETHATCHING HEAD WITH KNIVES SYSTEM ASS'Y
8	22-55-0046	1	PICK UP HEAD WITH ROTATIVE BRUSH (RUBBER FINGER)
9	22-57-0195	2	PICK UP HEAD ARM
10	22-57-0606	1	REMOTE CONTROL GROUP
11	NCI3-50-0123	1	WARNING TYVEK STICKER
12	25-55-0710	1	SERIAL NUMBER PLATE
13	NCI7-11-0006	1	EXPANDING BOOT



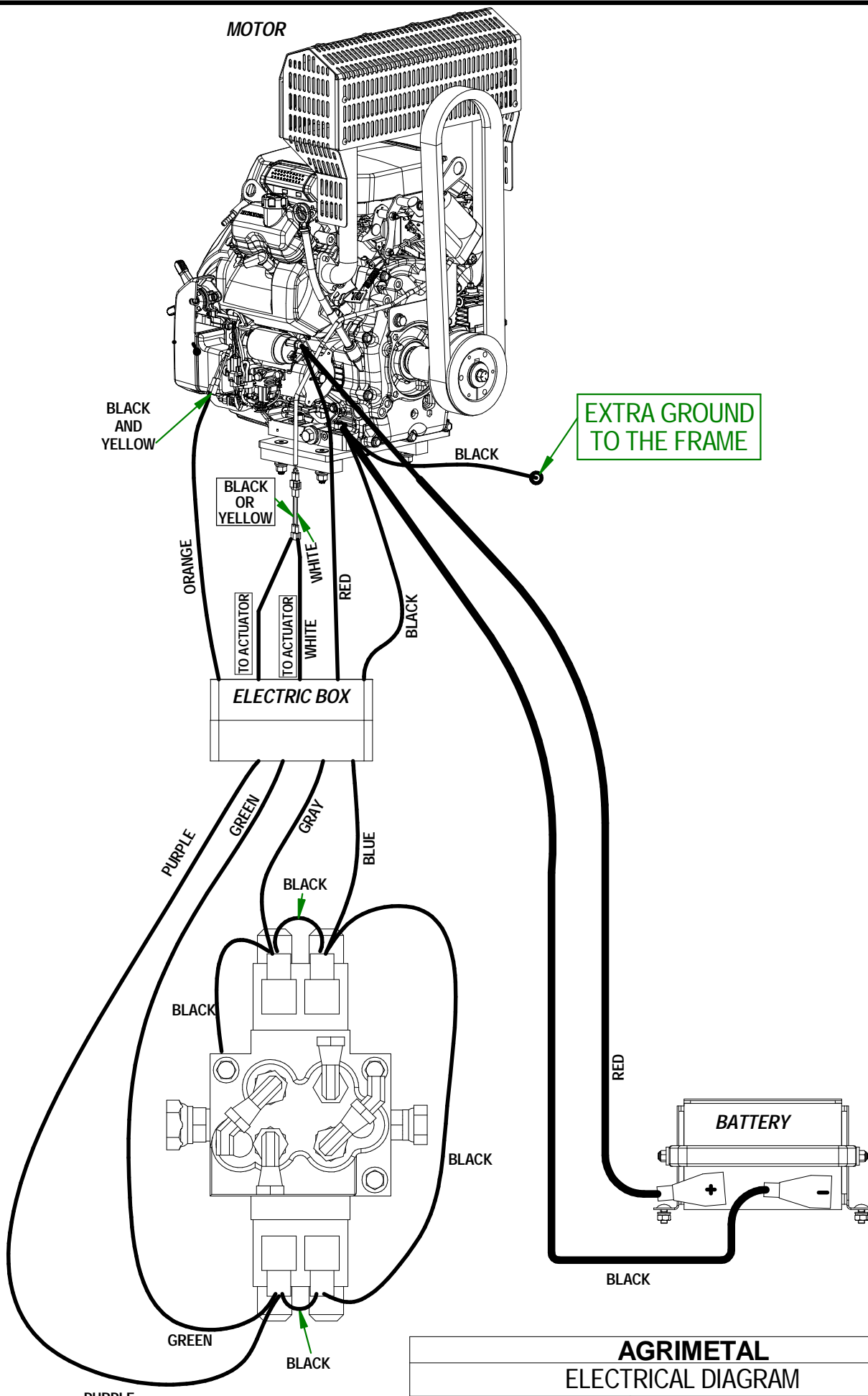
#	PART #	Qty	TITLE
1	22-55-0630	1	RED BATTERY CABLE WITH TERMINAL (105" LG.)
2	22-55-0635	1	BLACK BATTERY CABLE WITH TERMINAL 115" LG.
3	NC13-25-0019	14	BLACK TIE RAP
4*	22-57-0504	1	COMPLETE HONDA ENGINE WITH PARTS



AGRIMETAL
ELECTRICAL DIAGRAM

CREATION : 13/09/22
REVISION : 14/09/22

ASSEMBLY : **22-99-0550**
AUTHOR : F.HÉLIE



EXTRA GROUND
TO THE FRAME

BLACK
OR
YELLOW

ORANGE

TO ACTUATOR

TO ACTUATOR

WHITE

RED

BLACK

ELECTRIC BOX

PURPLE

GREEN

GRAY

BLUE

BLACK

BLACK

BLACK

RED

BATTERY

BLACK

PURPLE

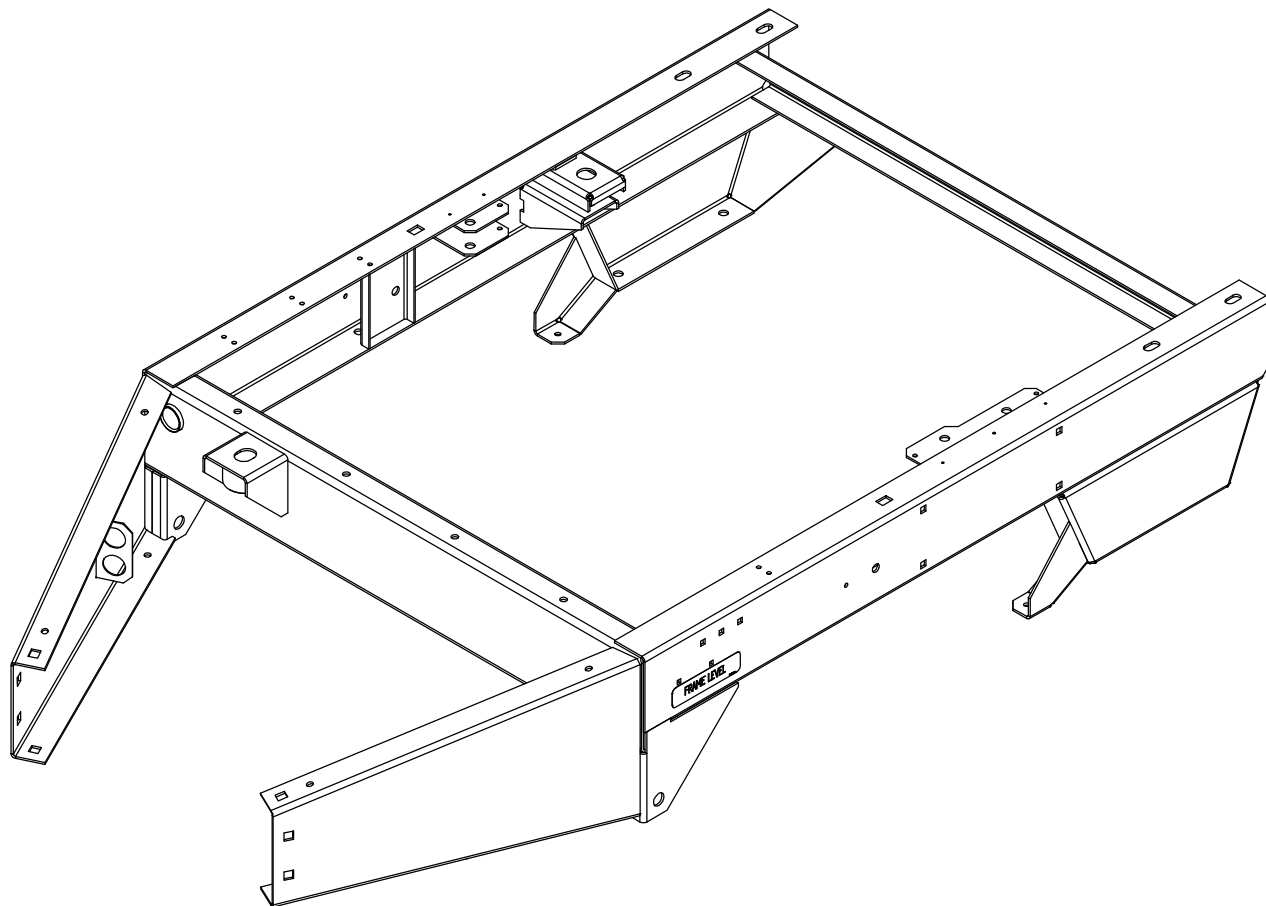
GREEN

BLACK

AGRIMETAL
ELECTRICAL DIAGRAM

CREATION : 13/09/22
REVISION : 14/09/22

ASSEMBLY : **22-99-0550**
AUTHOR : F.HÉLIE



AGRIMETAL

ASSEMBLY FRAME " STICKER INCLUDED" (PTO & GAZ)

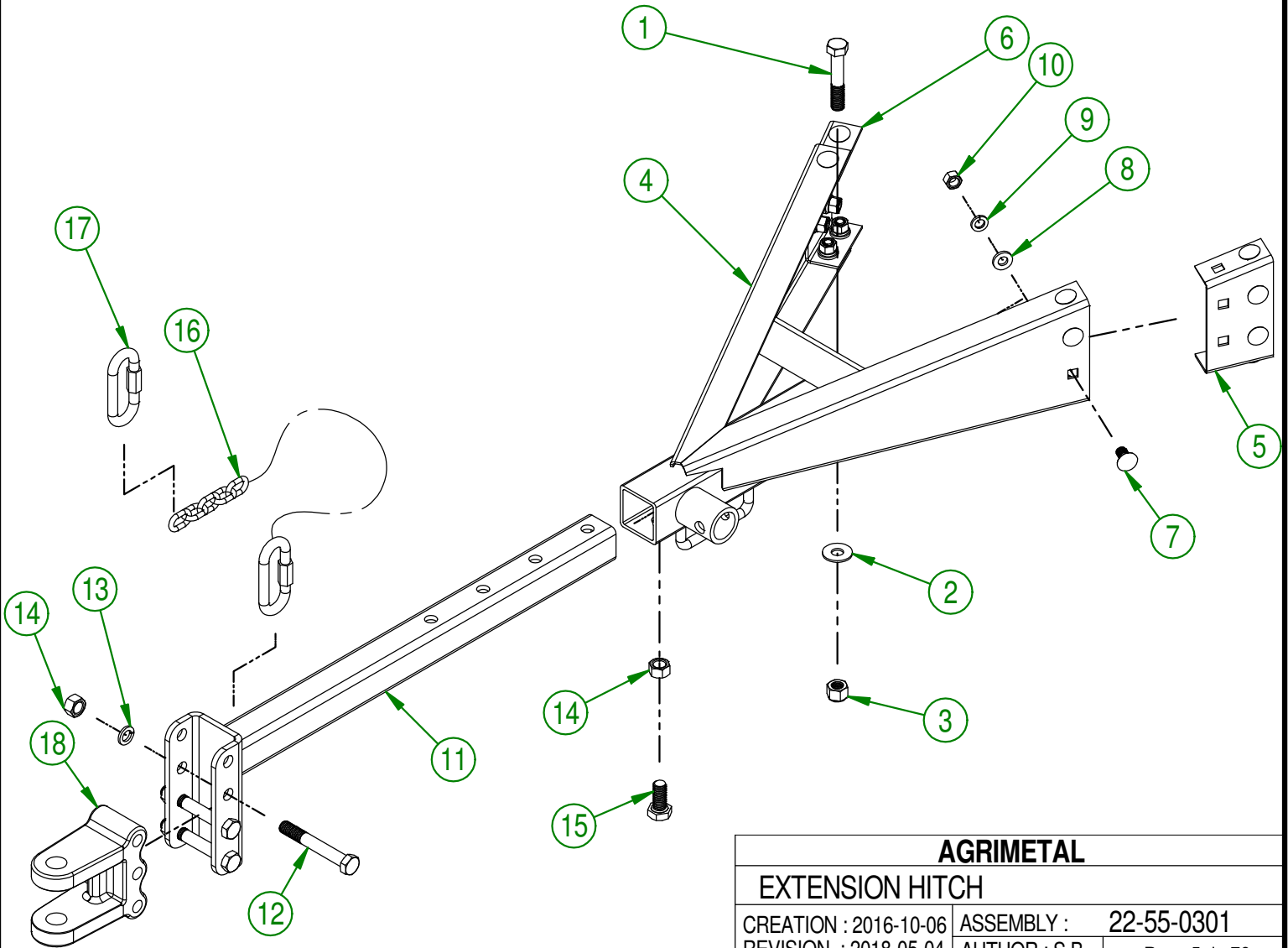
CREATION : 14/11/17
REVISION : 15/06/18

ASSEMBLY : **22-57-0580**

AUTHOR : F.HÉLIE

Page 4 de 70

#	PART #	Qty	TITLE
1	NC01-17-0402	1	HEX. BOLT GR2 ZINC 5/8-11 X 3 1/2"
2	NC02-22-0013	1	WASHER ZINC 5/8 ID X 1 1/2 OD
3	NC01-96-0016	1	NYLON INSERT NUT 5/8-11
4	22-50-0083	1	EXTENSION HITCH
5	22-01-0956	1	LEFT HITCH JOINT BRACKET
6	22-01-0961	1	RIGHT HITCH JOINT BRACKET
7	NC01-04-0233	16	CARR. BOLT GR2 ZINC 1/2-13 X 1"
8	01-01-0925	16	WASHER
9	NC02-32-0014	16	LOCK WASHER ZINC 1/2"
10	NC02-07-0020	16	HEX. NUT ZINC 1/2-13
11	22-50-0075	1	TELESCOPING HITCH
12	NC01-33-0406	3	HEX. BOLT GR8 ZINC 5/8-11 X 4 1/2" LG
13	NC02-32-0016	3	LOCK WASHER ZINC 5/8"
14	NC02-07-0022	4	HEX. NUT ZINC 5/8-11
15	NC01-17-0394	1	HEX. BOLT GR2 ZINC 5/8-11 X 1 1/2"
16	16-41-0040	1	CHAIN 58"
17	NC01-75-0007	2	CONNECTING LINK APROUVED 1/2 3300/LBS WLL
18	NC13-80-0241	1	ADJUSTABLE 1" CLEVIS (3 HOLES)



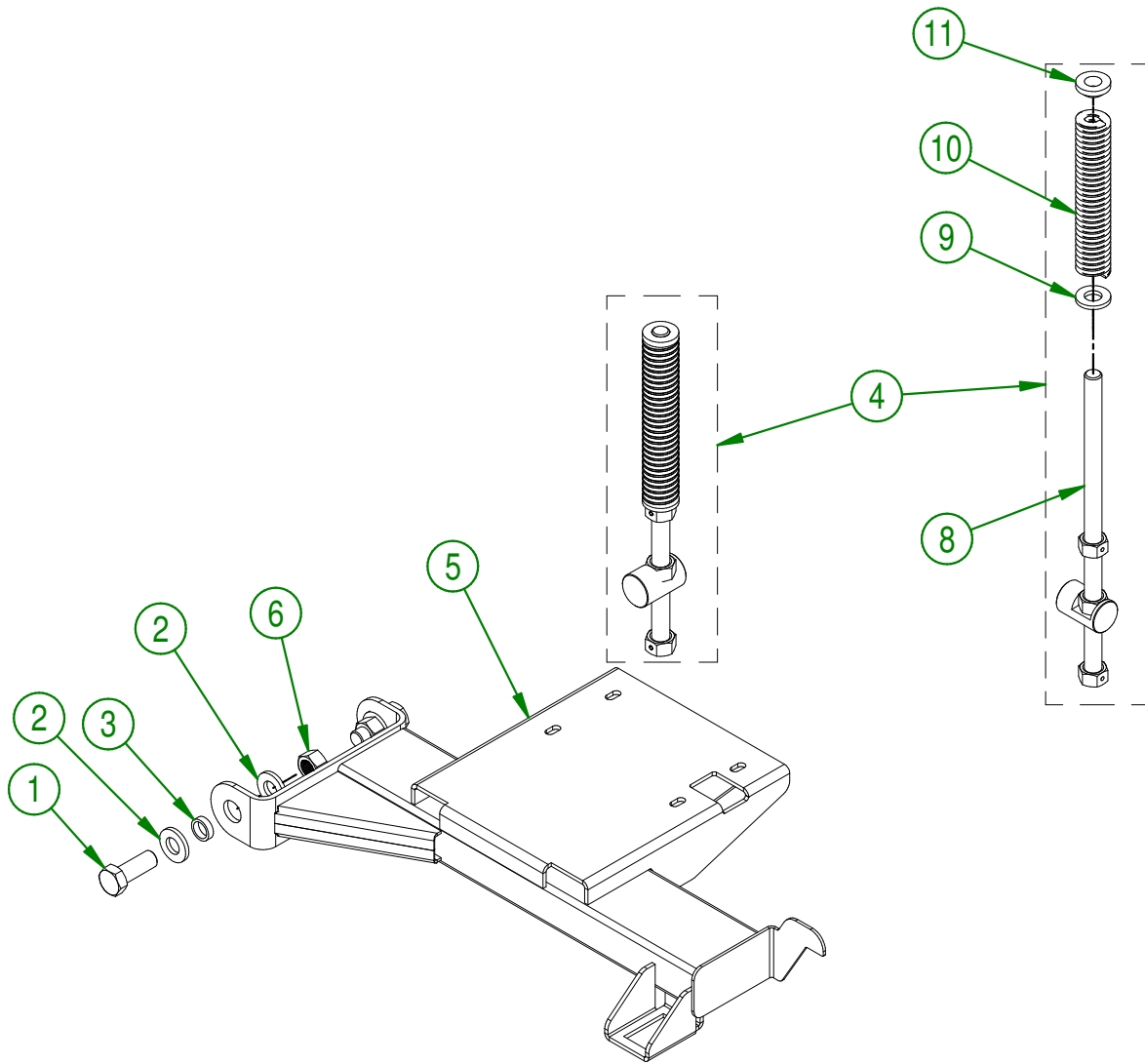
AGRIMETAL			
EXTENSION HITCH			
CREATION : 2016-10-06	ASSEMBLY :	22-55-0301	
REVISION : 2018-05-04	AUTHOR : S.B.	Page 5 de 70	

22-57-0692

#	PART #	Qty	TITLE
1	NC01-17-0467	2	HEX. BOLT GR2 ZINC 3/4-10 X 2"
2	22-04-6805	4	FLAT WASHER BEARING BASE
3	22-09-1200	2	BUSHING
4	22-55-0066	1	BELT TENSION KIT ASS'Y
5	22-50-1011	1	MOTOR BASE (KOHLEK GAZ)
6*	NC01-93-0017	2	HEX. LOCKNUT STEEL NF Z 3/4-10

22-55-0066

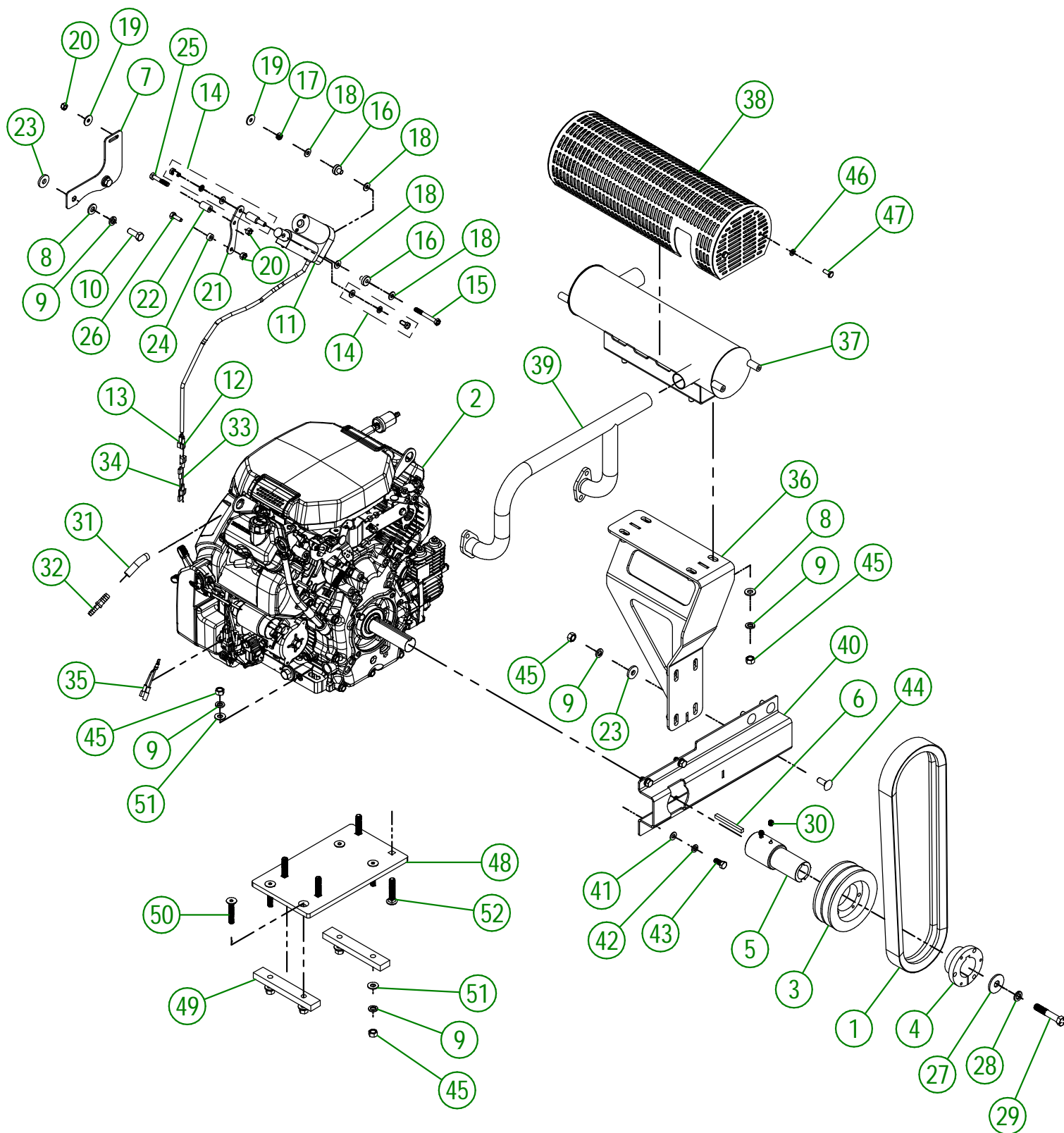
#	PART #	Qty	TITLE
8	22-55-0067	1	BELT TENSION
9	22-04-6805	1	FLAT WASHER BEARING BASE
10	NC13-86-0083	1	BLUE SPRING 1/2" ID X 1" OD X 8"
11	22-42-0125	1	TENSIONER GUIDE



USE THESE PIECES ONLY IF YOUR SERIAL NUMBER IS AFFECTED:

#39552 AND ABOVE

AGRIMETAL	
ASSEMBLY ENGINE BASE	
CREATION : 15/01/21	ASSEMBLY : 22-57-0692
REVISION : 25/05/21	AUTHOR : F.HÉLIE



AGRIMETAL	
COMPLETE HONDA ENGINE WITH PARTS	
CREATION : 13/09/22	ASSEMBLY : 22-57-0504
REVISION : 18/12/23	AUTHOR : D. CHASSÉ

22-57-0504

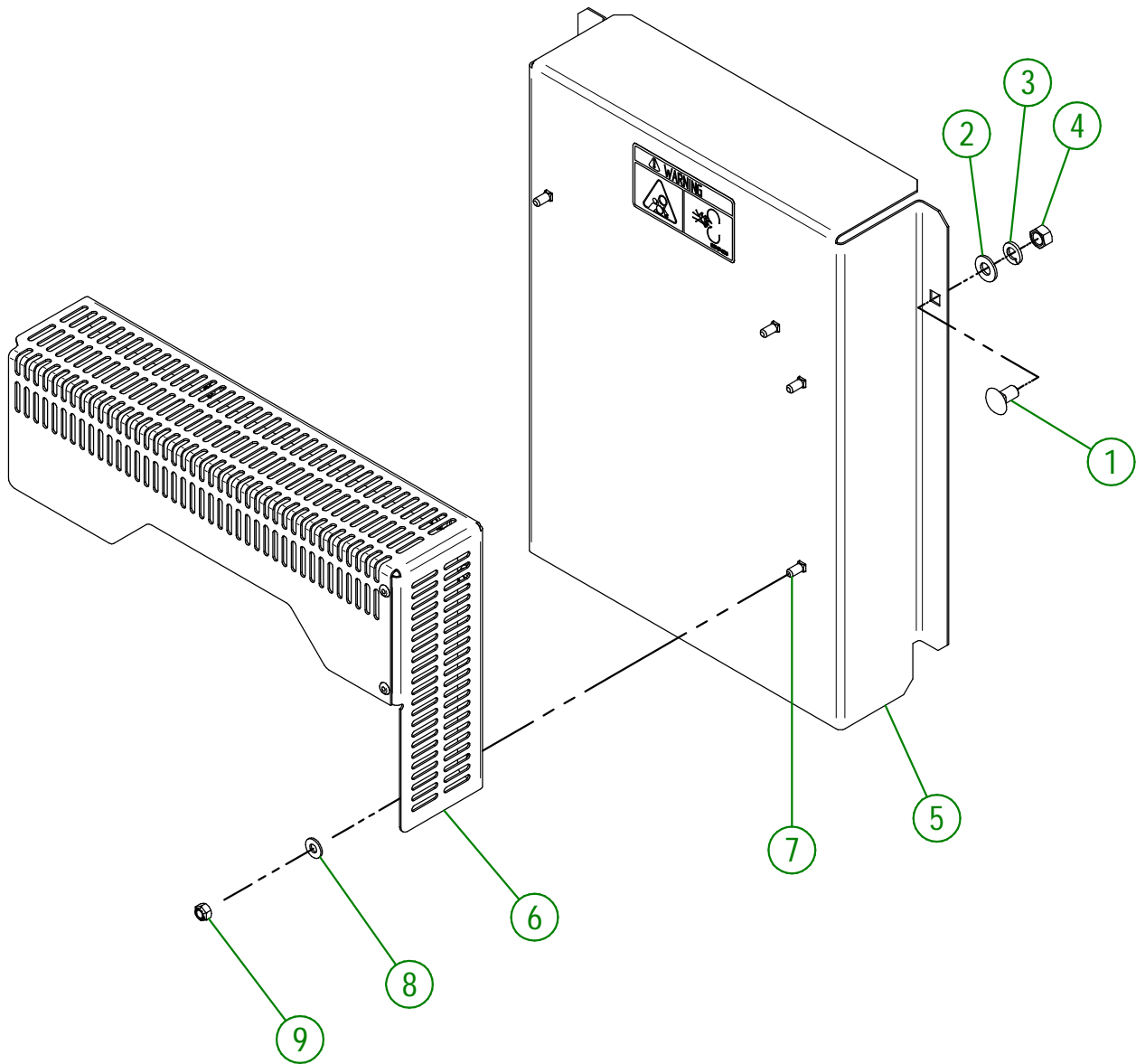
#	PART#	QTY	TITLE
1	NC14-25-2558	1	HI-POWER V BELT 2RB-44
2	NC14-40-0050	1	HONDA GX690
3	NC14-62-0229	1	PULLEY QD 2V1/2-5/8 X 4.950D X SDS 2B46
4	NC14-62-0234	1	CAST SPLIT TAPERED BUSHING I 5/8" DIA.
5	33-09-1600	1	HONDA ENGINE FITTING BUSHING
6	01-41-0925	1	SQUARE KEY 1/4" X 1/4" X 2 3/4"LG.
7	33-01-7625	1	HONDA ENGINE ACTUATOR SUPPORT
8	NC02-25-0009	6	WASHER 0.406" I.D. X 0.815 O.D.
9	NC02-32-0012	18	LOCK WASHER ZINC 3/8"
10	NC01-25-0114	2	HEX. BOLT GR2 ZINC 3/8-16 X 1"
11	NC14-35-0232	1	ELECTRIC ACTUATOR 12 VOLTS 1" TRAVEL RUN
12	NC13-25-0224	1	16 GA BLUE ISOLATED FLAT FEM. TERMINAL
13	NC13-25-0276	1	0.250" 16 GA BLUE ISOLATED FLAT MALE TERMINAL
14	33-57-0107	1	ACTION ROD
15	NC01-37-0011	1	HEX. BOLT GR8 1/4-28 X 2 1/4
16	33-42-0120	2	PIVOT BUSHING
17	NC02-14-1200	1	TWO WAY LOCK NUT 1/4-28
18	NC02-25-0007	4	WASHER ZINC 0.281 = 9/32
19	36-01-2430	2	FLAT WASHER 14GA X 17/64" I.D. X 13/16" O.D.
20	NC01-97-0004	3	NYLON-INSERT LOCKNUT ZINC 1/4-28
21	33-01-7630	1	HONDA ACTUATOR LEVER
22	33-21-0070	1	ACTUATOR SUPPORT BUSHING
23	21-01-0950	6	FLAT WASHER 10GA 1.005" DIA X 25/64"
24	33-21-0075	1	ACTUATOR SUPPORT BUSHING
25	NC01-37-0008	1	HEX. BOLT GR8 1/4-28 X 1 1/2"
26	NC01-37-0004	1	HEX. BOLT GR2 ZINC 1/4-28 X 3/4"
27	01-01-1660	1	WASHER SPACER
28	NC02-32-0013	1	LOCK WASHER ZINC 0.4375 = 7/16
29	NC01-29-0187	1	HEX. BOLT GR5 NF ZINC 7/16-20 X 2 1/2"
30	NC02-44-0103	2	SET SCREW 5/16-18 X 3/8"
31	NC13-40-0030	1	GAS LINE 3/8" I.D. X 1/2" O.D.
32	NC13-45-0389	1	BRASS BARBED HOSE FITTING 3/8" X 1/4" NPT MALE
33	33-55-0610	1	16 GA YELLOW CABLE X 2" ASSY.
34	33-55-0615	1	16 GA WHITE CABLE X 2" ASSY.
35	33-55-0650	1	16 GA BLACK CABLE (Y FOR RECEIVER) HONDA
36	22-50-0301	1	EXHAUST SUPPORT (GX690 24HP)
37	33-50-1050	1	27 HP KOHLER MUFFLER
38	33-50-1055	1	MUFFLER GUARD (27 HP KOHLER)
39	NC13-37-0686	1	EXHAUST MANIFOLD (GX690 24HP)
40	22-50-0260	1	EXHAUST SUPPORT (GX690 24HP)
41	NC02-22-0008	4	WASHER ZINC 5/16"
42	NC02-32-0011	4	LOCK WASHER ZINC 5/16"
43	NC01-21-0058	4	HEX. BOLT GR2 NF ZINS 5/16-24 X 3/4
44	NC01-07-0109	4	CARR. BOLT GR2 ZINC 3/8-16 X 1"
45	NC02-07-0018	16	HEX. NUT ZINC 3/8-16
46	NC02-32-0010	4	LOCK WASHER ZINC 1/4"
47	NC01-29-0003	4	HEX. BOLT GR5 ZINC 1/4-28 X 5/8"

22-57-0504

#	PART#	QTY	TITLE
48	22-04-0500	1	HONDA ENGINE ADAPTER
49	22-06-0000	2	HONDA ENGINE ADAPTER SPACER
50	NC02-48-0035	4	HEX DRIVE FLAT HEAD SCREW 3/8-16 X 2"
51	01-01-2485	8	FLAT WASHER 14 GA X 13/16"OD X 25/64" ID
52	NC01-02-0113	4	CARR. BOLT GR2 ZINC 3/8-16 X 2"

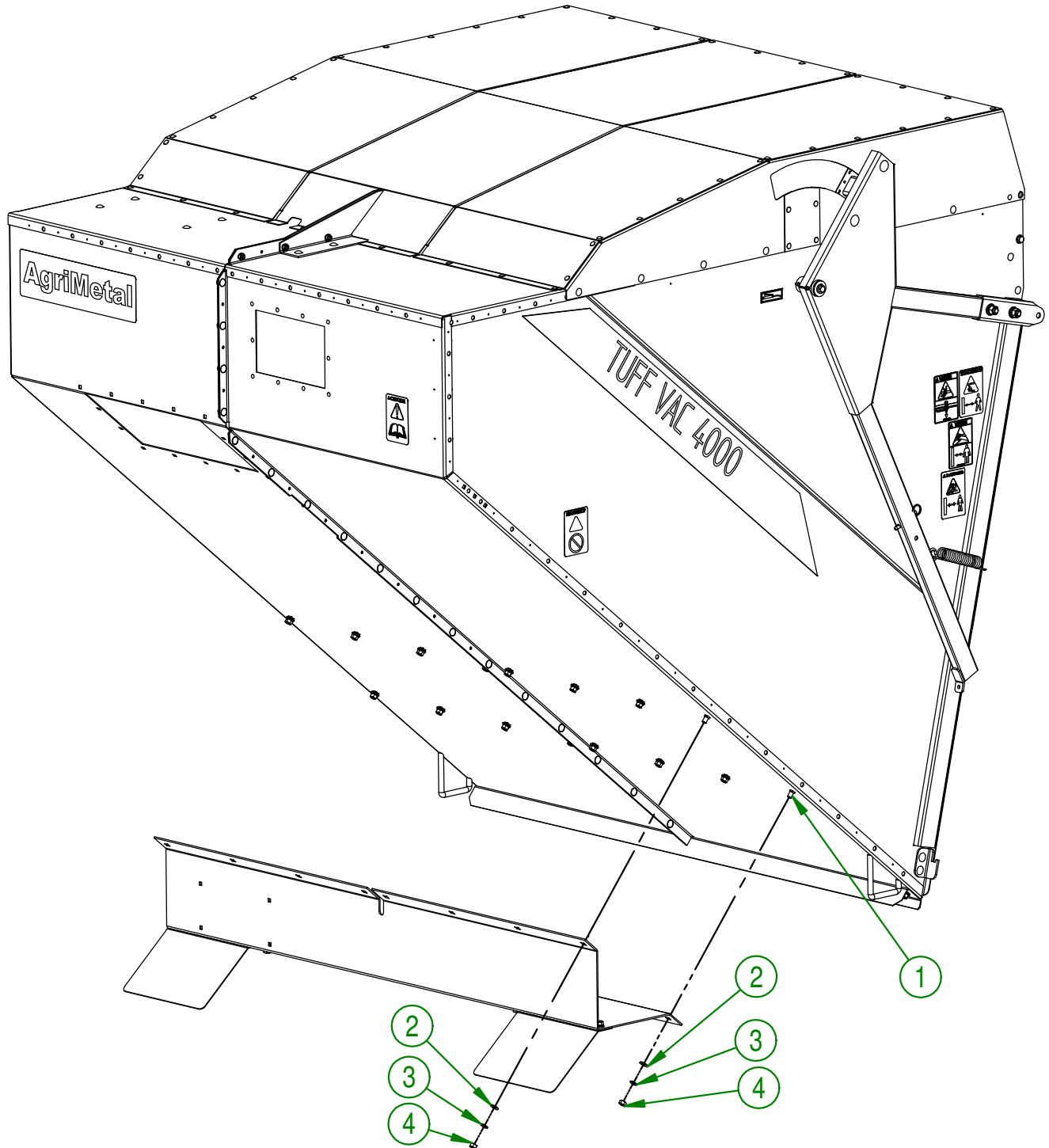
22-57-0523

#	PART #	Qty	TITLE
1	NC01-07-0107	2	CARR. BOLT GR2 ZINC 3/8-16 X 3/4"
2	01-01-2485	2	FLAT WASHER 14 GA X 13/16"OD X 25/64" ID
3	NC02-32-0012	2	LOCK WASHER ZINC 3/8"
4	NC02-07-0018	2	HEX. NUT ZINC 3/8-16
5	22-57-0696	1	BELT GUARD " STICKER INCLUDED"
6	22-55-0690	1	EXHAUST GUARD
7	NC01-07-0002	4	CARR. BOLT GR5 ZINC 1/4-20 X 5/8"
8	NC02-25-0007	4	WASHER ZINC 0.281 = 9/32
9	NC01-96-0009	4	NYLON-INSERT LOCKNUT ZINC 1/4-20



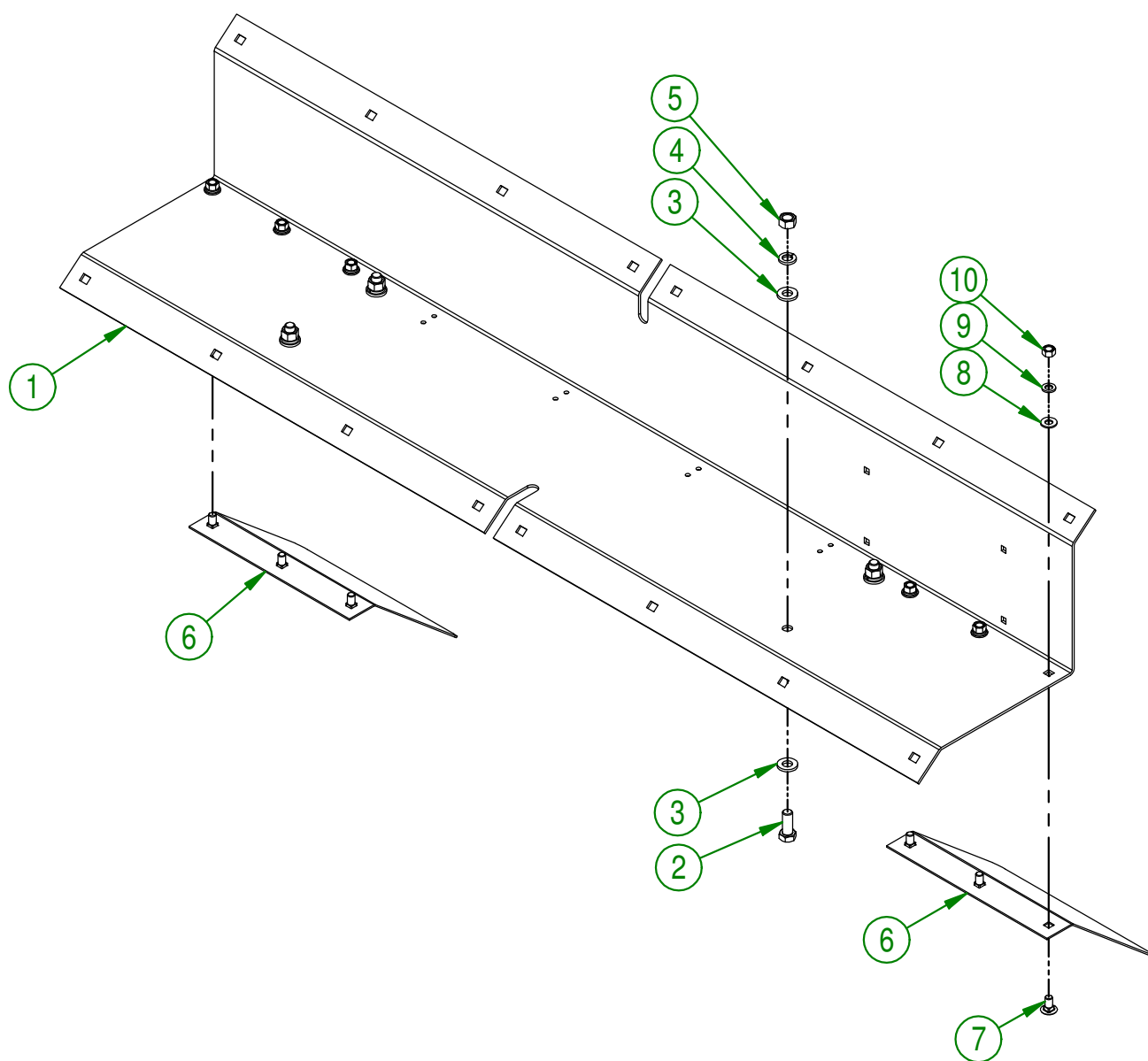
AGRIMETAL	
ASSEMBLY BELT GUARD	
CREATION : 15/12/23	ASSEMBLY : 22-57-0523
REVISION : 15/12/23	AUTHOR : J. Houle

#	PART #	Qty	TITLE
1	NC01-04-0107	16	CARR. BOLT GR2 ZINC 3/8-16 X 3/4"
2	01-01-2485	16	FLAT WASHER
3	NC02-32-0012	16	LOCK WASHER ZINC 3/8"
4	NC02-07-0018	16	HEX. NUT ZINC 3/8-16

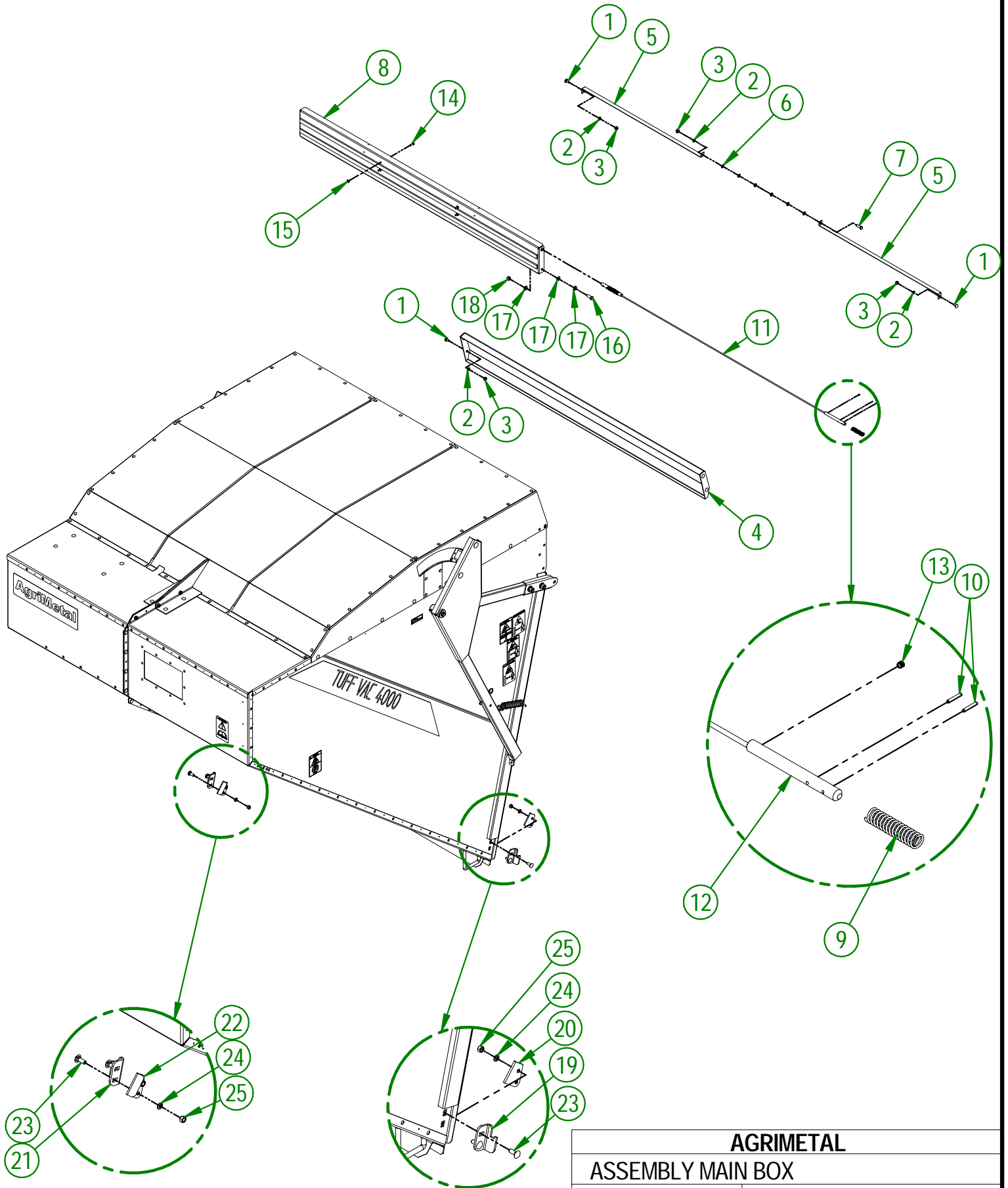


AGRIMETAL	
ASSEMBLY MAIN BOX	
CREATION : 13/10/16	ASSEMBLY : 22-57-0537
REVISION : 13/12/17	AUTHOR : F.HÉLIE Page 13 de 70

#	PART #	Qty	TITLE
1	22-01-1000	1	BOX SUPPORT
2	NC01-17-0248	4	HEX. BOLT GR2 ZINC 1/2-13 X 1 1/4"
3	01-01-0925	8	WASHER
4	NC02-32-0014	4	LOCK WASHER ZINC 1/2"
5	NC02-07-0020	4	HEX. NUT ZINC 1/2-13
6	22-01-2415	2	WHEEL FENDER
7	NC01-04-0107	6	CARR. BOLT GR2 ZINC 3/8-16 X 3/4"
8	01-01-2485	6	FLAT WASHER
9	NC02-32-0012	6	LOCK WASHER ZINC 3/8"
10	NC02-07-0018	6	HEX. NUT ZINC 3/8-16



AGRIMETAL		
ASSEMBLY FENDER		
CREATION : 2016-10-19	ASSEMBLY :	22-57-0065
REVISION : 2018-05-04	AUTHOR : S.B.	Page 14 de 70

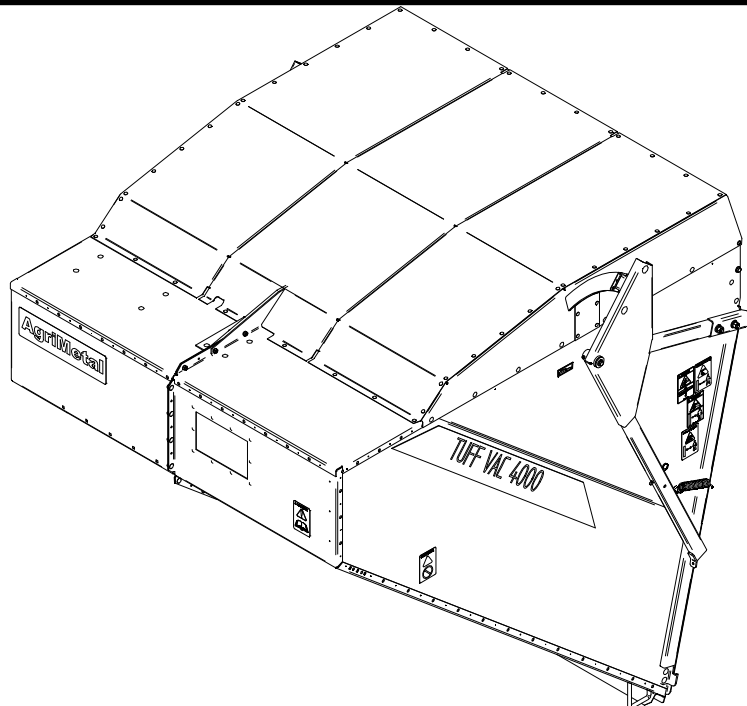


AGRIMETAL	
ASSEMBLY MAIN BOX	
CREATION : 2016-10-13	ASSEMBLY : 22-55-0575
REVISION : 2023-02-09	AUTHOR : S.B.

#	PART #	Qty	TITLE
1	NC01-04-0055	6	CARR. BOLT GR2 ZINC 5/16-18 X 5/8"
2	NC02-32-0011	7	LOCK WASHER ZINC 5/16"
3	NC02-07-0017	7	HEX. NUT 5/16-18
4	22-57-0660	1	CHANNEL CROSS MEMBER BOX GROUP
5	22-01-3110	2	FILTER RETAINER
6	NC02-22-0008	6	WASHER ZINC 5/16"
7	NC01-17-0060	1	BOLT HEX. GR2 ZINC 5/16-18 X 1"
8	22-57-0655	1	FILTER DOOR
9	NC13-85-0025	2	COMPRESSION SPRING
10	NC01-69-0377	4	CUTTER PIN ZINC 1/8" X 3/4"
11	22-41-0050	1	FILTER DOOR CABLE
12	22-13-0600	2	FILTER DOOR LOCK
13	NC02-44-0088	2	ALLENS SET SCREW 1/4-20 X 1/4" LG.
14	NC01-29-0003	4	HEX. BOLT GR5 ZINC 1/4-28 X 5/8"
15	NC02-14-0200	4	HEX. LOCK NUT THIN 1/4-20
16	NC01-17-0114	2	HEX. BOLT GR2 ZINC 3/8-16 X 1"
17	01-01-2485	6	FLAT WASHER
18	NC01-96-0011	2	NYLON NUT 3/8-16
19	22-04-6820	1	LEFT DOOR LATCH
20	22-01-3085	1	LEFT DOOR LATCH DEFLECTOR
21	22-04-0040	1	RIGHT DOOR LATCH
22	22-01-3080	1	RIGHT DOOR LATCH DEFLECTOR
23	NC01-04-0109	4	CARR. BOLT GR2 ZINC 3/8-16 X 1"
24	NC02-32-0012	4	LOCK WASHER ZINC 3/8"
25	NC02-07-0018	4	HEX. NUT ZINC 3/8-16

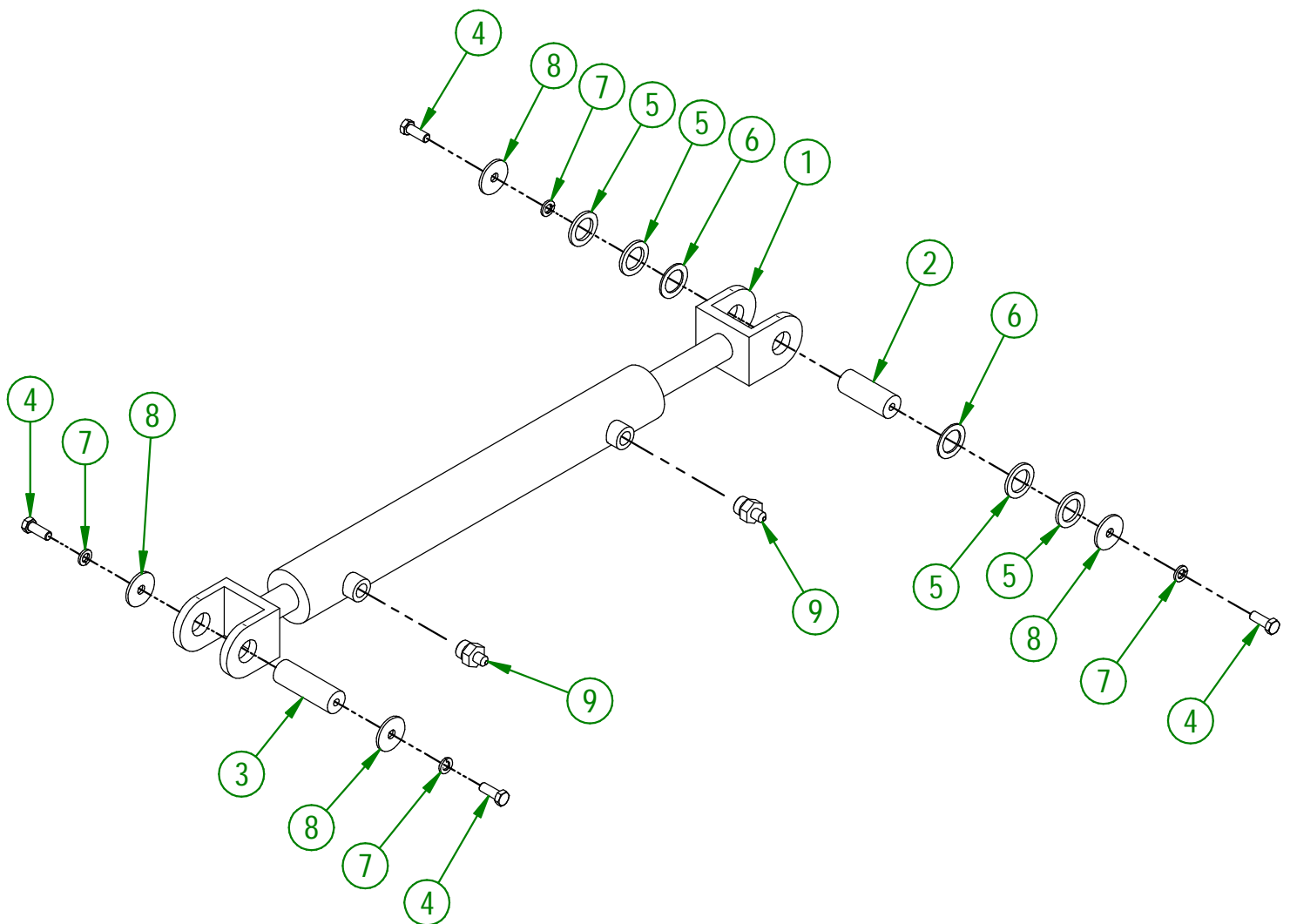
AGRIMETAL	
ASSEMBLY MAIN BOX	
CREATION : 2016-10-13	ASSEMBLY : 22-55-0575
REVISION : 2023-02-09	AUTHOR : S.B.

#	PART #	Qty	TITLE
1	NC01-04-0055	6	CARR. BOLT GR2 ZINC 5/16-18 X 5/8"
2	NC02-32-0011	7	LOCK WASHER ZINC 5/16"
3	NC02-07-0017	7	HEX. NUT 5/16-18
4	22-57-0660	1	CHANNEL CROSS MEMBER BOX GROUP
5	22-01-3110	2	FILTER RETAINER
6	NC02-22-0008	6	WASHER ZINC 5/16"
7	NC01-17-0060	1	BOLT HEX. GR2 ZINC 5/16-18 X 1"
8	22-57-0655	1	FILTER DOOR
9	NC13-85-0025	2	COMPRESSION SPRING
10	NC01-69-0377	4	CUTTER PIN ZINC 1/8" X 3/4"
11	22-41-0050	1	FILTER DOOR CABLE
12	22-13-0600	2	FILTER DOOR LOCK
13	NC02-44-0088	2	ALLENS SET SCREW 1/4-20 X 1/4" LG.
14	NC01-29-0003	4	HEX. BOLT GR5 ZINC 1/4-28 X 5/8"
15	NC02-14-0200	4	HEX. LOCK NUT THIN 1/4-20
16	NC01-17-0114	2	HEX. BOLT GR2 ZINC 3/8-16 X 1"
17	01-01-2485	6	FLAT WASHER
18	NC01-96-0011	2	NYLON NUT 3/8-16
19	22-04-6820	1	LEFT DOOR LATCH
20	22-01-3085	1	LEFT DOOR LATCH DEFLECTOR
21	22-04-0040	1	RIGHT DOOR LATCH
22	22-01-3080	1	RIGHT DOOR LATCH DEFLECTOR
23	NC01-04-0109	4	CARR. BOLT GR2 ZINC 3/8-16 X 1"
24	NC02-32-0012	4	LOCK WASHER ZINC 3/8"
25	NC02-07-0018	4	HEX. NUT ZINC 3/8-16

**AGRIMETAL****ASSEMBLY MAIN BOX**

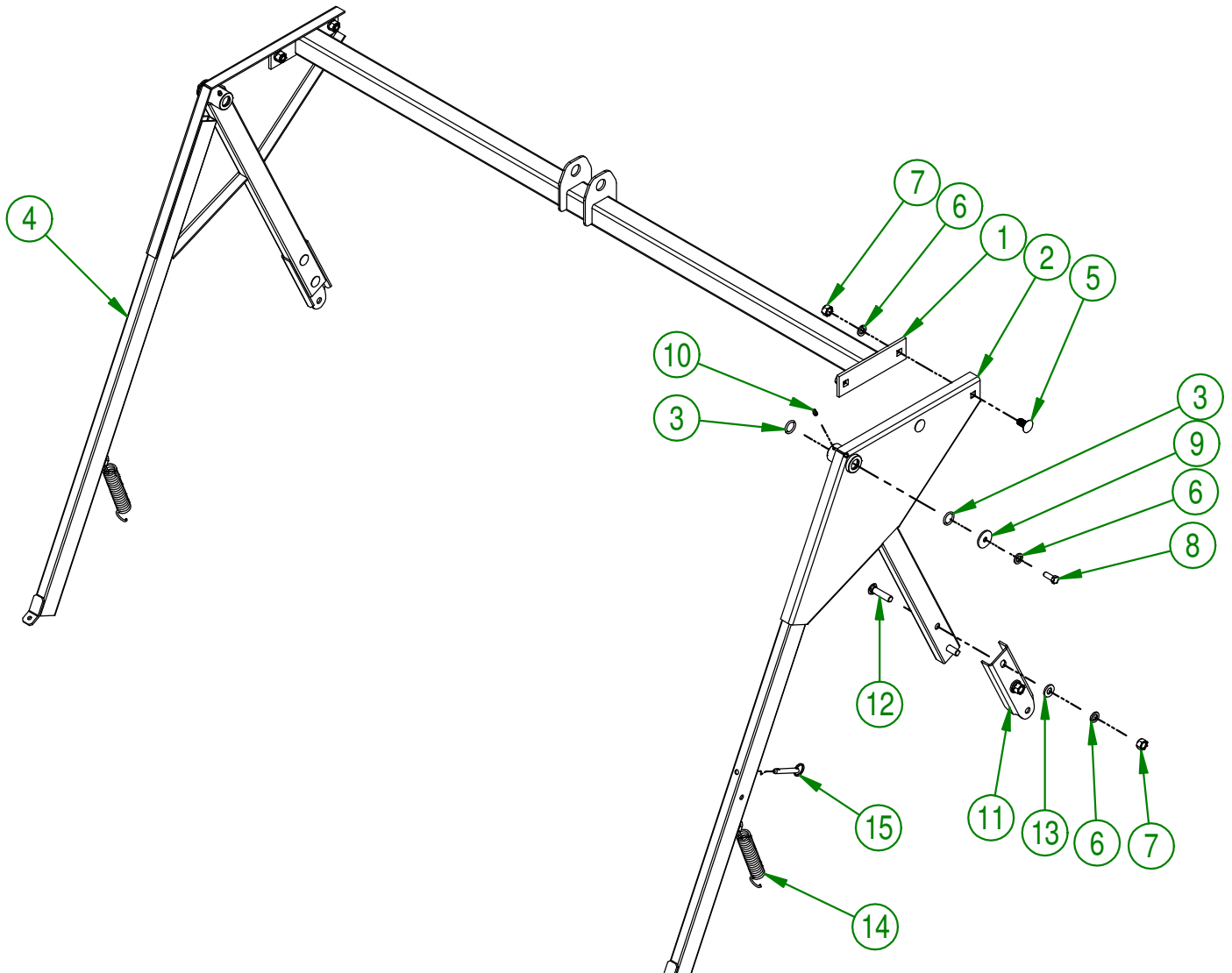
CREATION : 2016-10-13	ASSEMBLY :	22-55-0575
REVISION : 2017-12-13	AUTHOR : S.B.	Page 16 de 70

#	PART #	Qty	TITLE
1	22-55-0195	1	CYLINDER
2	22-13-1420	1	CYLINDER PIN
3	22-13-1415	1	CYLINDER PIN
4	NC01-17-0114	4	HEX. BOLT GR2 ZINC 3/8-16 X 1"
5	04-33-0225	4	FLAT WASHER 1 1/2" DIA. X 1"
6	04-33-0220	2	FLAT WASHER 1 1/2" DIA. X 1"
7	NC02-32-0012	4	LOCK WASHER ZINC 3/8"
8	01-33-0010	4	WASHER
9	NC13-45-0391	2	STRAIGHT UNION



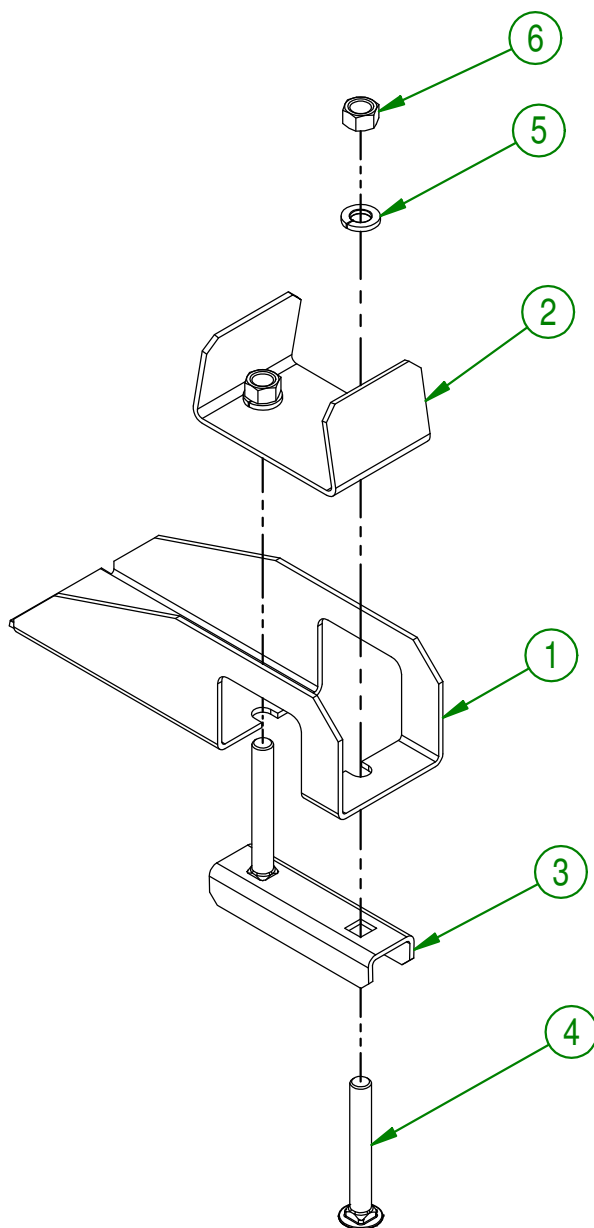
AGRIMETAL	
ASSEMBLY HYDRAULIC CYLINDER	
CREATION : 21/07/17	ASSEMBLY : 22-57-0225
REVISION : 24/04/23	AUTHOR : F.HÉLIE

#	PART #	Qty	TITLE
1	22-50-0120	1	CYLINDER ATTACHMENT
2	22-50-0140	1	ARM DOOR TRIANGLE (LEFT)
3	NC13-15-0051	4	O-RING
4	22-50-0145	1	ARM DOOR TRIANGLE (RIGHT)
5	NC01-04-0233	4	CARR. BOLT GR2 ZINC 1/2-13 X 1"
6	NC02-32-0014	10	LOCK WASHER ZINC 1/2"
7	NC02-07-0020	8	HEX. NUT ZINC 1/2-13
8	NC01-17-0114	2	HEX. BOLT GR2 ZINC 3/8-16 X 1"
9	01-33-0010	2	WASHER
10	NC01-69-0785	2	STRAIGHT GREASE FITTING 1/4-28
11	22-01-1170	2	DOOR SUPPORT
12	NC01-04-0237	4	CARR. BOLT GR2 ZINC 1/2-13 X 2"
13	NC02-25-0011	4	WASHER SAE ZINC 17/32 ID
14	NC13-85-0026	2	SPRING GALVANIZED 0.120"W X 1.050"OD X 6"
15	NC01-69-1201	1	SAFETY PIN

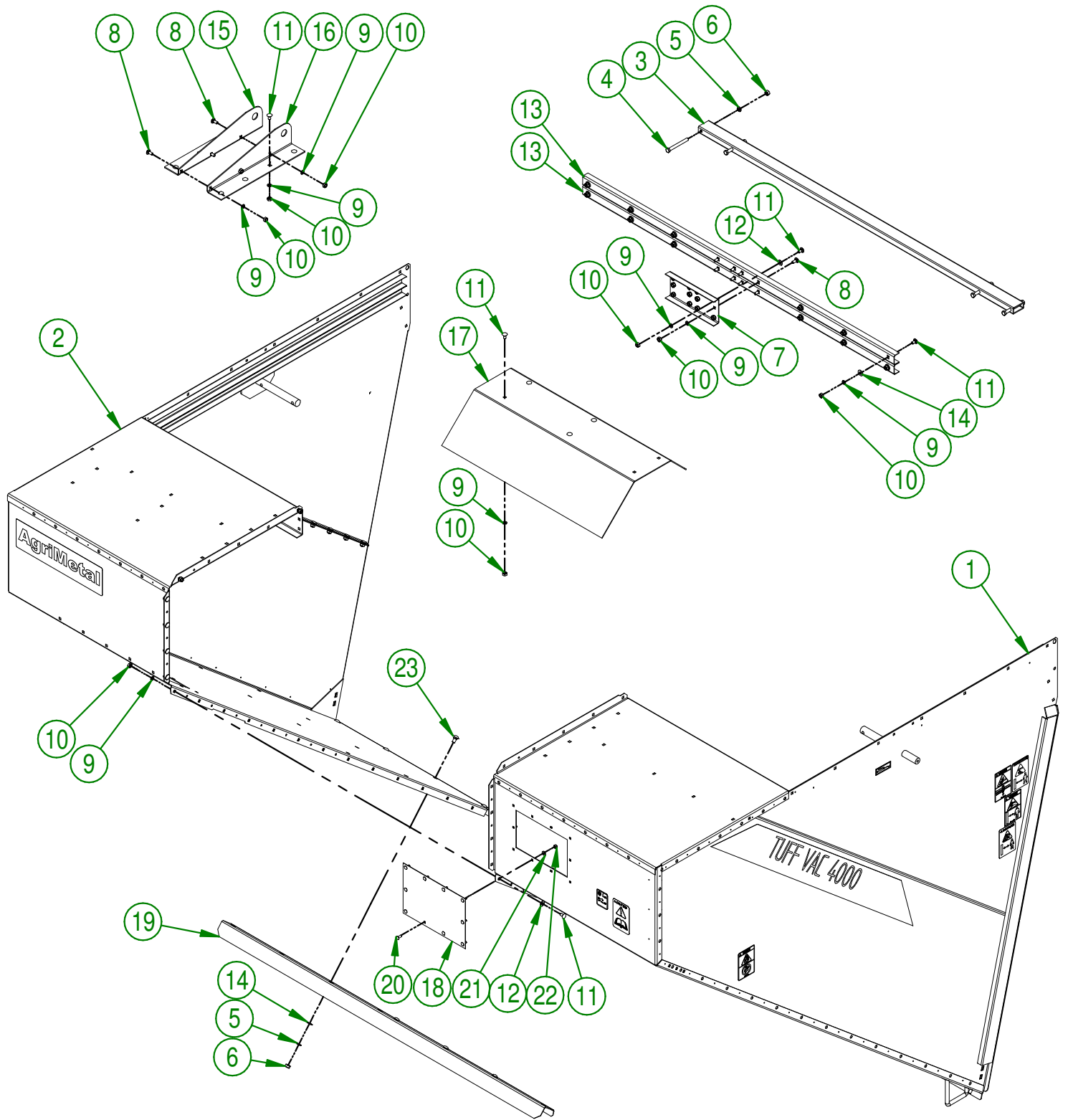


AGRIMETAL	
ASSEMBLY DOOR ARM TRIANGLE	
CREATION : 2016-10-13	ASSEMBLY : 22-57-0175
REVISION : 2018-05-04	AUTHOR : Page 18 de 70

#	PART #	Qty	TITLE
1	22-01-7665	1	SCREEN HOLDER
2	22-01-7670	1	SCREEN CHANNEL HOLDER (LARGE)
3	22-01-7660	1	SCREEN CHANNEL HOLDER (SMALL)
4	NC01-04-0116	2	CARR. BOLT GR2 ZINC 3/8-16 X 2 3/4"
5	NC02-32-0012	2	LOCK WASHER ZINC 3/8"
6	NC02-07-0018	2	HEX. NUT ZINC 3/8-16

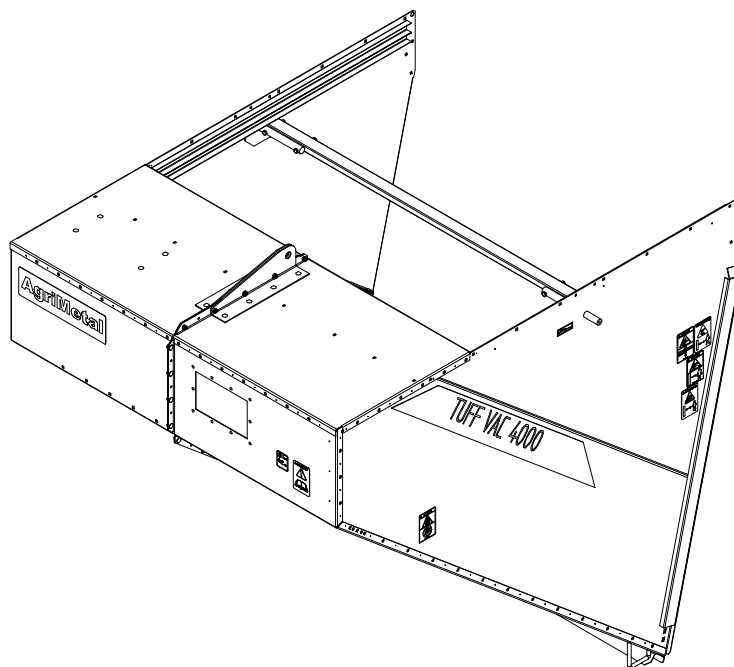


AGRIMETAL	
ASSEMBLY SCREEN HOLDER	
CREATION : 06/07/17	ASSEMBLY : 22-57-0235
REVISION : 04/05/18	AUTHOR : F.HÉLIE Page 19 de 70



AGRIMETAL	
ASSEMBLY SIDES BOX	
CREATION : 21/07/17	ASSEMBLY : 22-57-0600
REVISION : 07/09/21	AUTHOR : F.HÉLIE

#	PART #	Qty	TITLE
1	22-57-0665	1	LEFT BOX SIDE (GAZ) "STICKER INCLUDED"
2	22-57-0670	1	RIGHT BOX SIDE
3	22-08-3000	1	TUBE CROSS MEMBER
4	NC01-17-0124	4	HEX. BOLT GR2 ZINC 3/8-16 X 3 1/2"
5	NC02-32-0012	12	LOCK WASHER ZINC 3/8"
6	NC02-07-0018	12	HEX. NUT ZINC 3/8-16
7	22-01-2450	1	TOP BOX UNION PLATE
8	NC01-04-0056	13	CARR. BOLT 5/16-18 X3/4"
9	NC02-32-0011	58	LOCK WASHER ZINC 5/16"
10	NC02-07-0017	58	HEX. NUT 5/16-18
11	NC01-04-0055	45	CARR. BOLT GR2 ZINC 5/16-18 X 5/8"
12	22-22-2600	21	CARRIAGE BOLT SHIM (5/16")
13	22-01-2420	2	GRILL SUPPORT (FRONTAL)
14	01-01-2485	20	FLAT WASHER 14 GA X 13/16"OD X 25/64" ID
15	22-01-1080	1	RIGHT HYDRAULIC CYLINDER SUPPORT
16	22-01-1075	1	LEFT HYDRAULIC CYLINDER SUPPORT
17	22-01-7595	1	CHUTE DEFLECTOR
18	22-42-0000	1	CLEAR ACCESS DOOR
19	22-01-2495	1	CHANNEL CROSS MEMBER
20	NC01-04-0002	10	CARR. BOLT GR2 ZINC 1/4-20 X 5/8"
21	NC02-25-0007	10	WASHER ZINC 0.281 = 9/32
22	NC01-96-0009	10	NYLON-INSERT LOCKNUT ZINC 1/4-20
23	NC01-04-0107	8	CARR. BOLT GR2 ZINC 3/8-16 X 3/4"

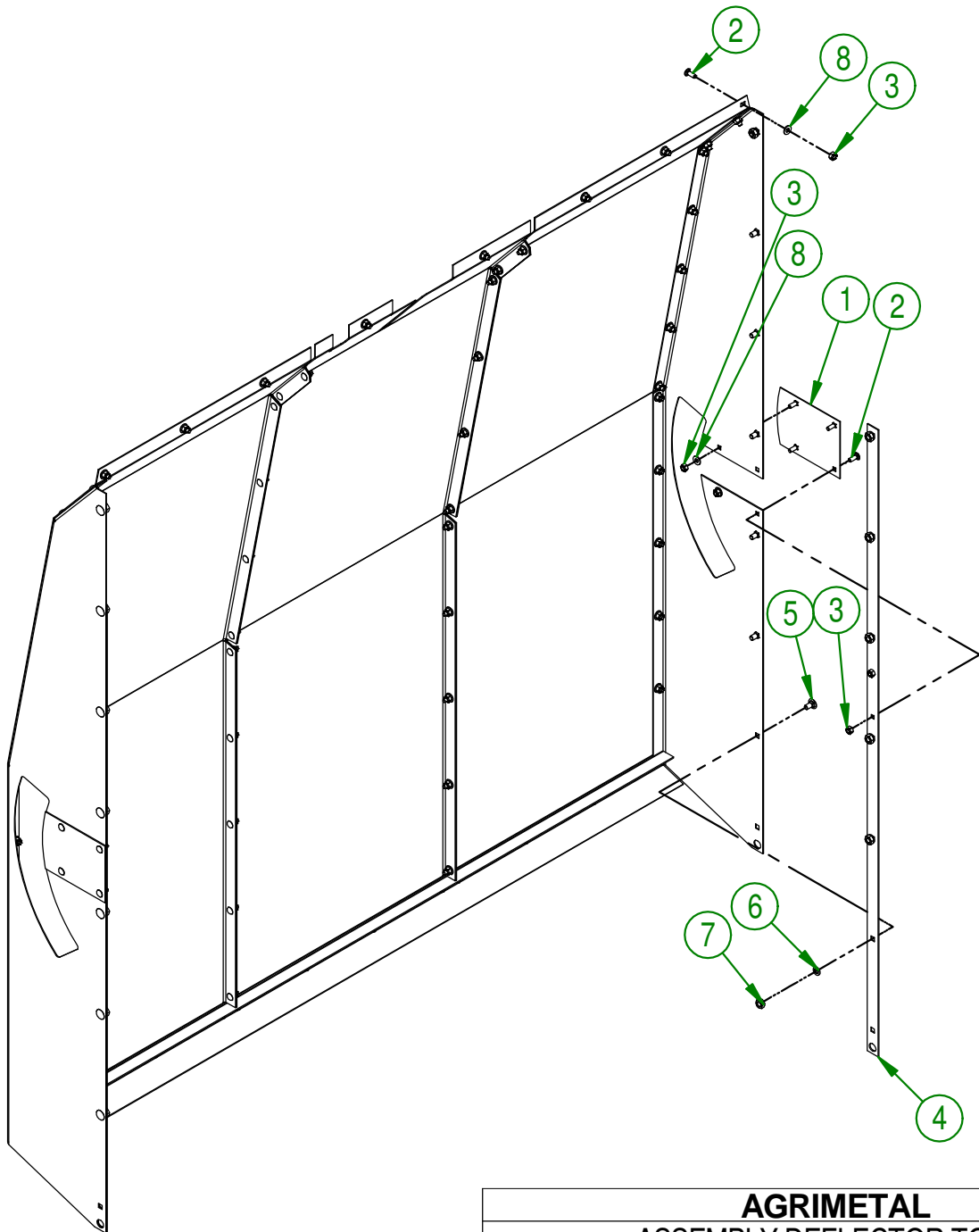


AGRIMETAL
ASSEMBLY SIDES BOX

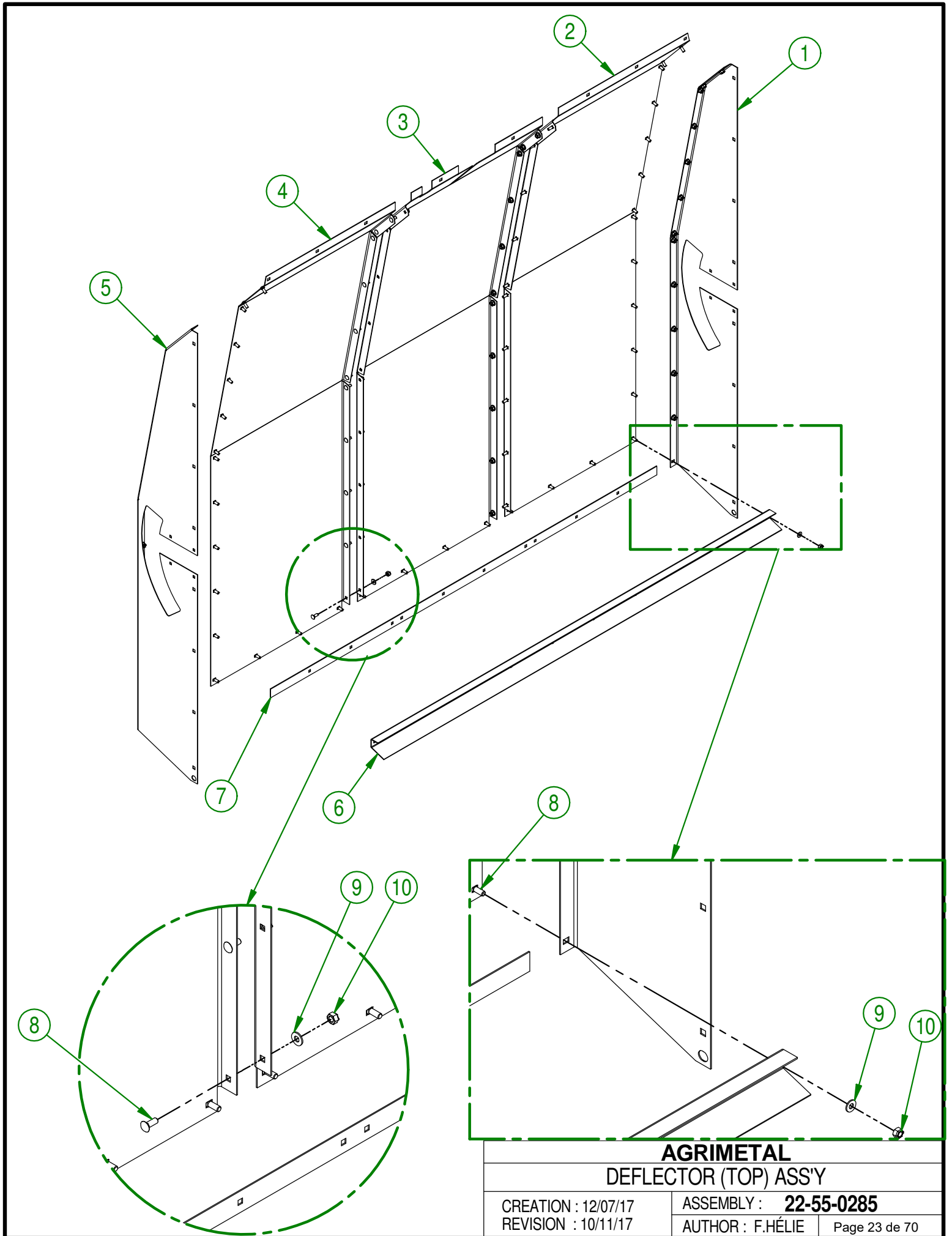
CREATION : 21/07/17
REVISION : 07/09/21

ASSEMBLY : **22-57-0600**
AUTHOR : F.HÉLIE

#	PART #	Qty	TITLE
1	22-01-3045	2	DEFLECTOR DOOR
2	NC01-04-0002	16	CARR. BOLT GR2 ZINC 1/4-20 X 5/8"
3	NC01-96-0009	16	NYLON-INSERT LOCKNUT ZINC 1/4-20
4	22-01-2530	2	DEFLECTOR SIDE SHIM
5	NC01-04-0055	14	CARR. BOLT GR2 ZINC 5/16-18 X 5/8"
6	NC02-32-0011	14	LOCK WASHER ZINC 5/16"
7	NC02-07-0017	14	HEX. NUT 5/16-18
8	NC02-25-0007	12	WASHER ZINC 0.281 = 9/32



AGRIMETAL	
ASSEMBLY DEFLECTOR TOP	
CREATION : 12/07/17	ASSEMBLY : 22-57-0060
REVISION : 09/05/18	AUTHOR : F.HÉLIE Page 22 de 70



AGRIMETAL
DEFLECTOR (TOP) ASS'Y

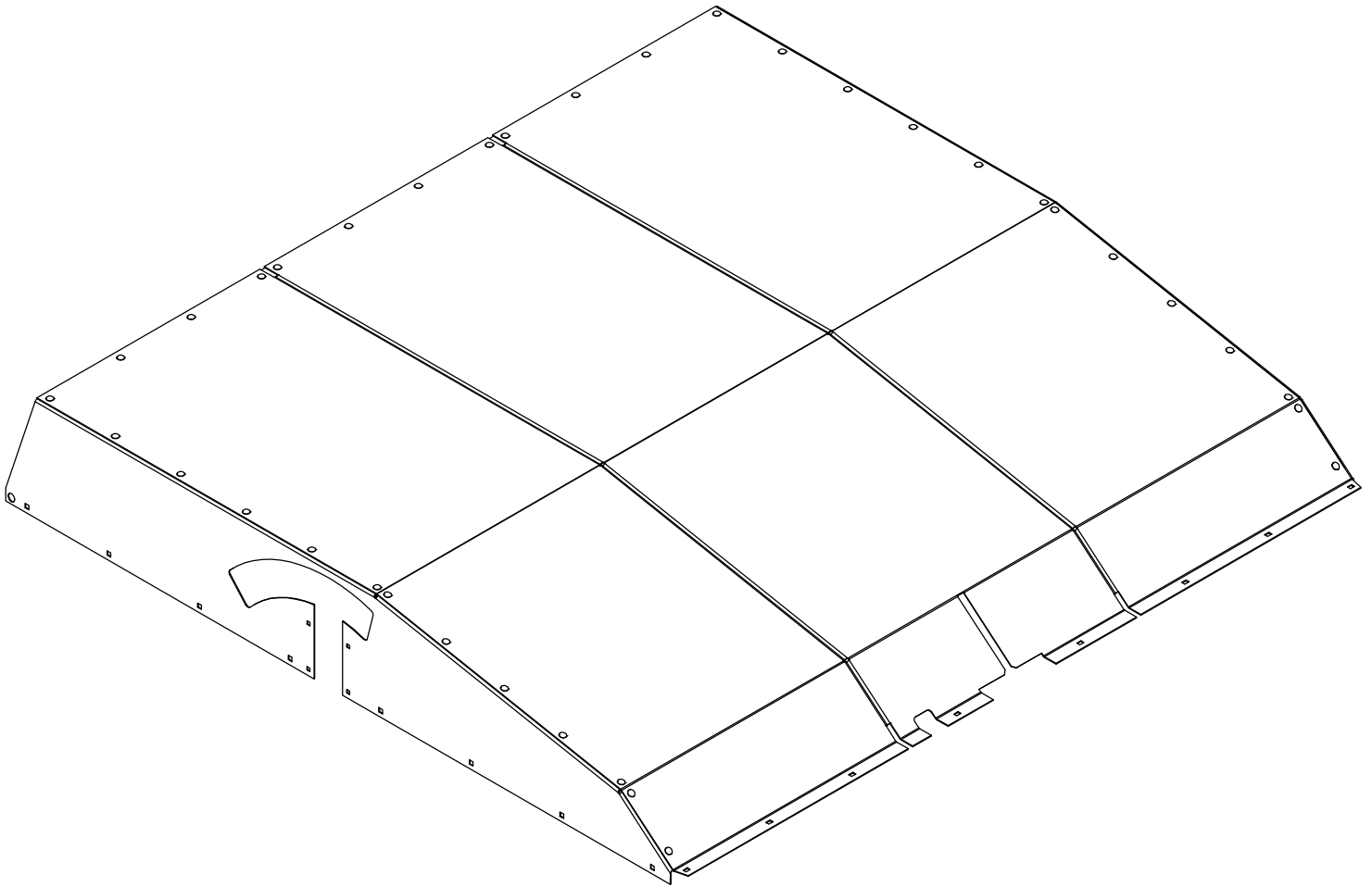
CREATION : 12/07/17
 REVISION : 10/11/17

ASSEMBLY : **22-55-0285**

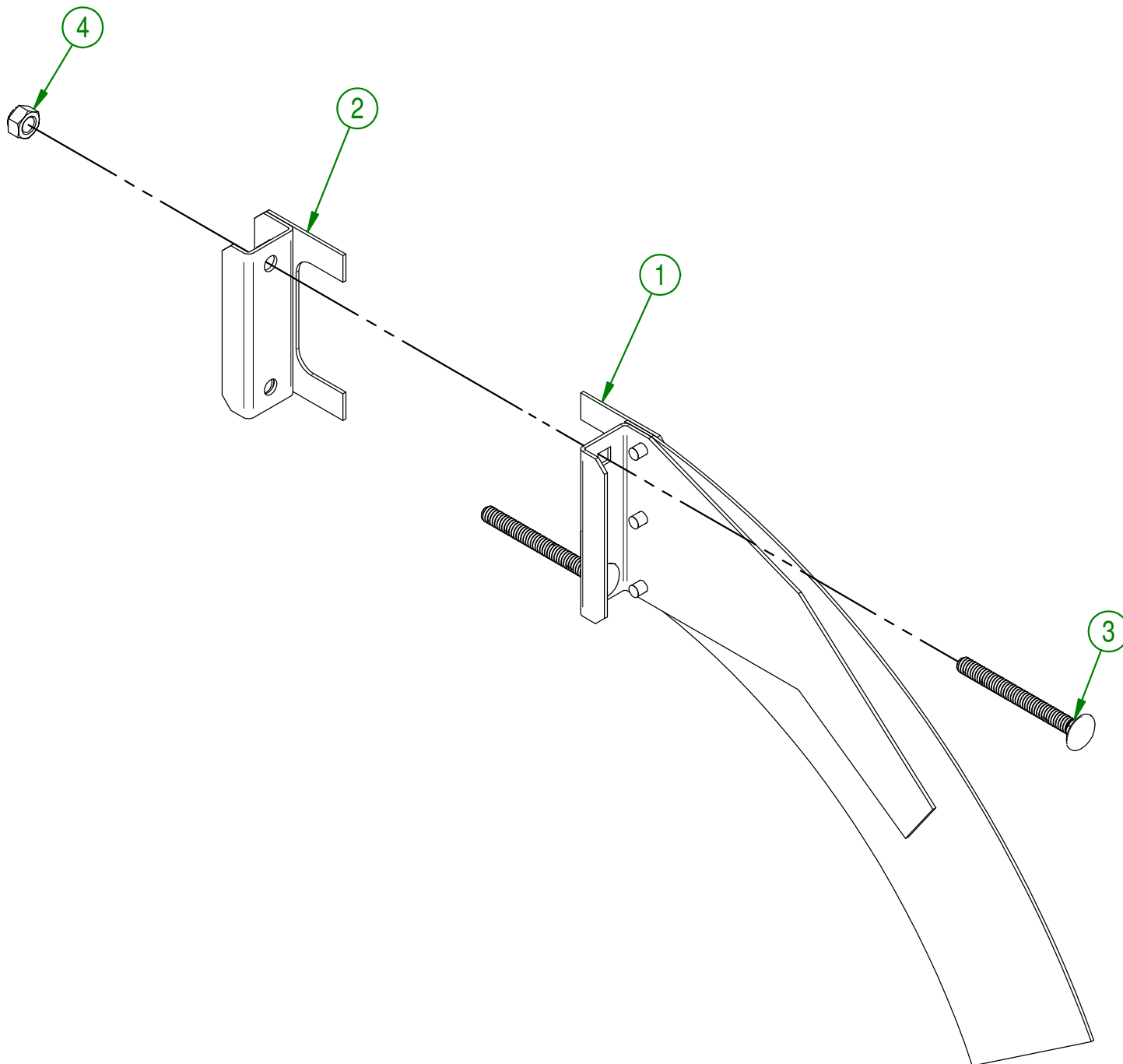
AUTHOR : F.HÉLIE

Page 23 de 70

#	PART #	Qty	TITLE
1	22-01-3030	1	LEFT DEFLECTOR SIDE
2	22-01-3040	1	LEFT DEFLECTOR TOP
3	22-01-3020	1	CENTRAL DEFLECTOR TOP
4	22-01-3025	1	RIGHT DEFLECTOR TOP
5	22-01-3035	1	RIGHT DEFLECTOR SIDE
6	22-01-2525	1	DEFLECTOR CHANNEL
7	22-01-3090	1	DEFLECTOR SHIM
8	NC01-04-0002	58	CARR. BOLT GR2 ZINC 1/4-20 X 5/8"
9	NC02-25-0007	58	WASHER ZINC 0.281 = 9/32
10	NC01-96-0009	58	NYLON-INSERT LOCKNUT ZINC 1/4-20

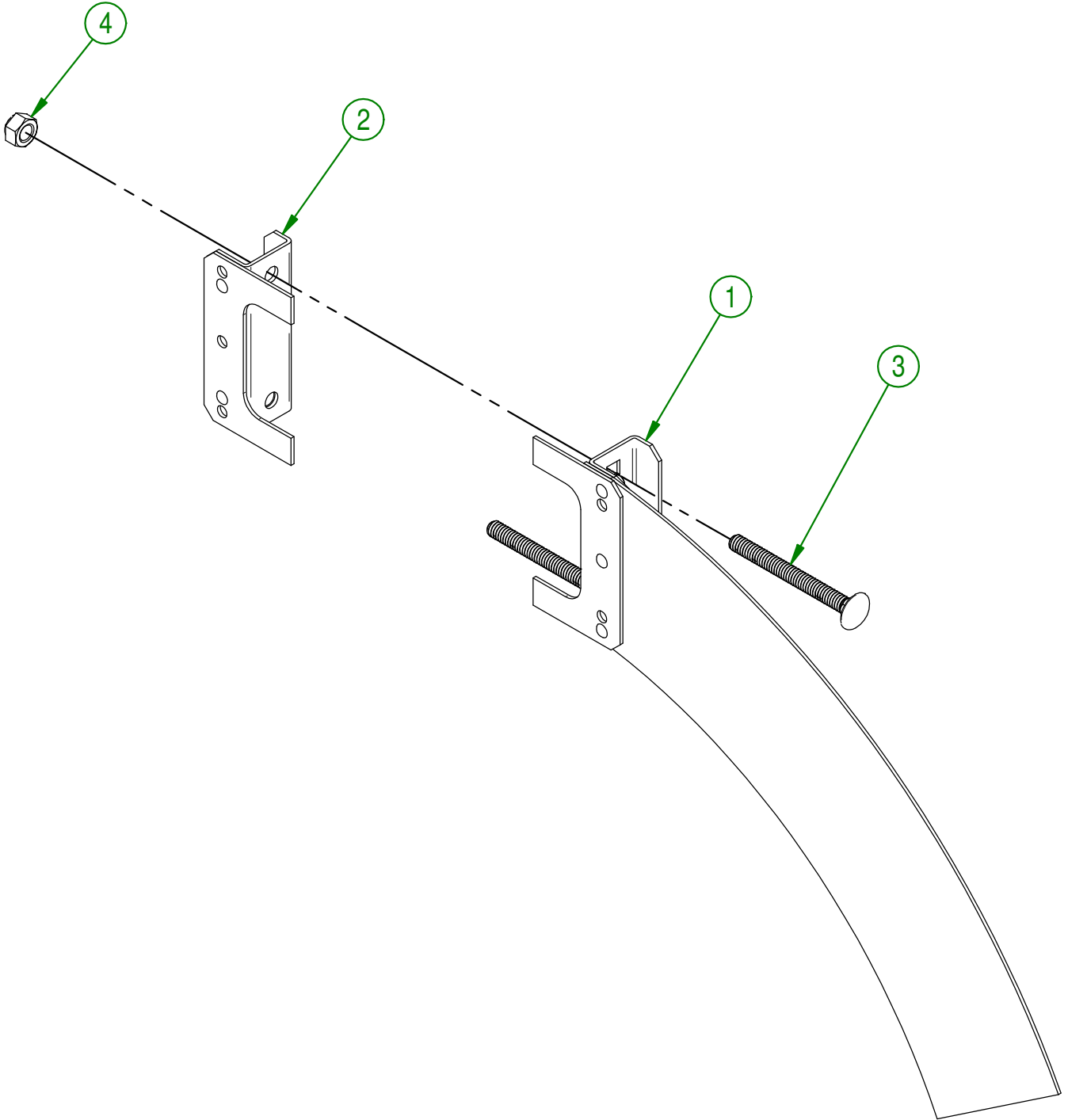


#	PART #	Qty	TITLE
1	22-55-0305	1	SEAL CONTENER (LEFT)
2	22-55-0315	1	SEAL CONTENER CLAMP
3	NC01-04-0014	2	BOLT CARR. GR2 ZINC 1/4-20 X 2 1/2"
4	NC01-96-0009	2	NYLON-INSERT LOCKNUT ZINC 1/4-20



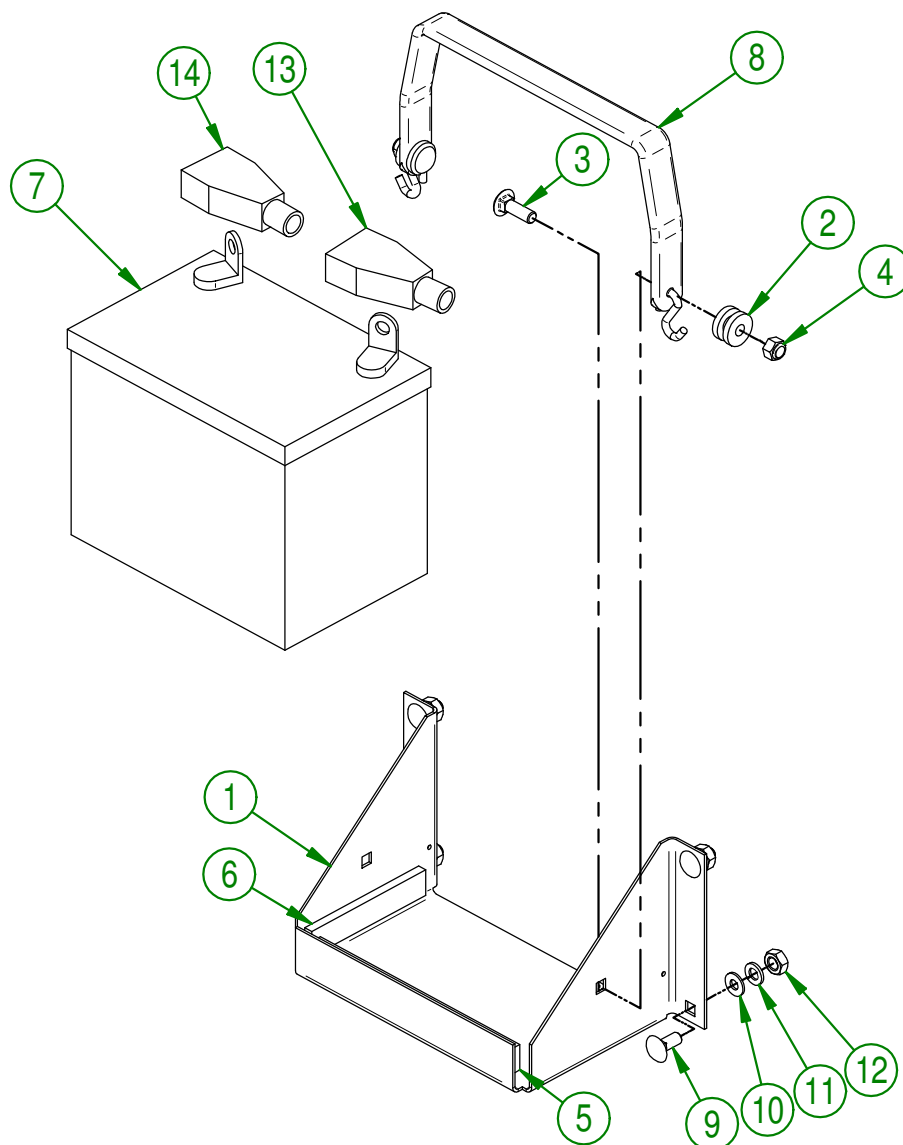
AGRIMETAL	
ASSEMBLY SEAL CONTENER LEFT	
CREATION : 08/08/17	ASSEMBLY : 22-57-0080
REVISION : 10/11/17	AUTHOR : F.HÉLIE Page 25 de 70

#	PART #	Qty	TITLE
1	22-55-0310	1	SEAL CONTENER (RIGHT)
2	22-55-0315	1	SEAL CONTENER CLAMP
3	NC01-04-0014	2	BOLT CARR. GR2 ZINC 1/4-20 X 2 1/2"
4	NC01-96-0009	2	NYLON-INSERT LOCKNUT ZINC 1/4-20



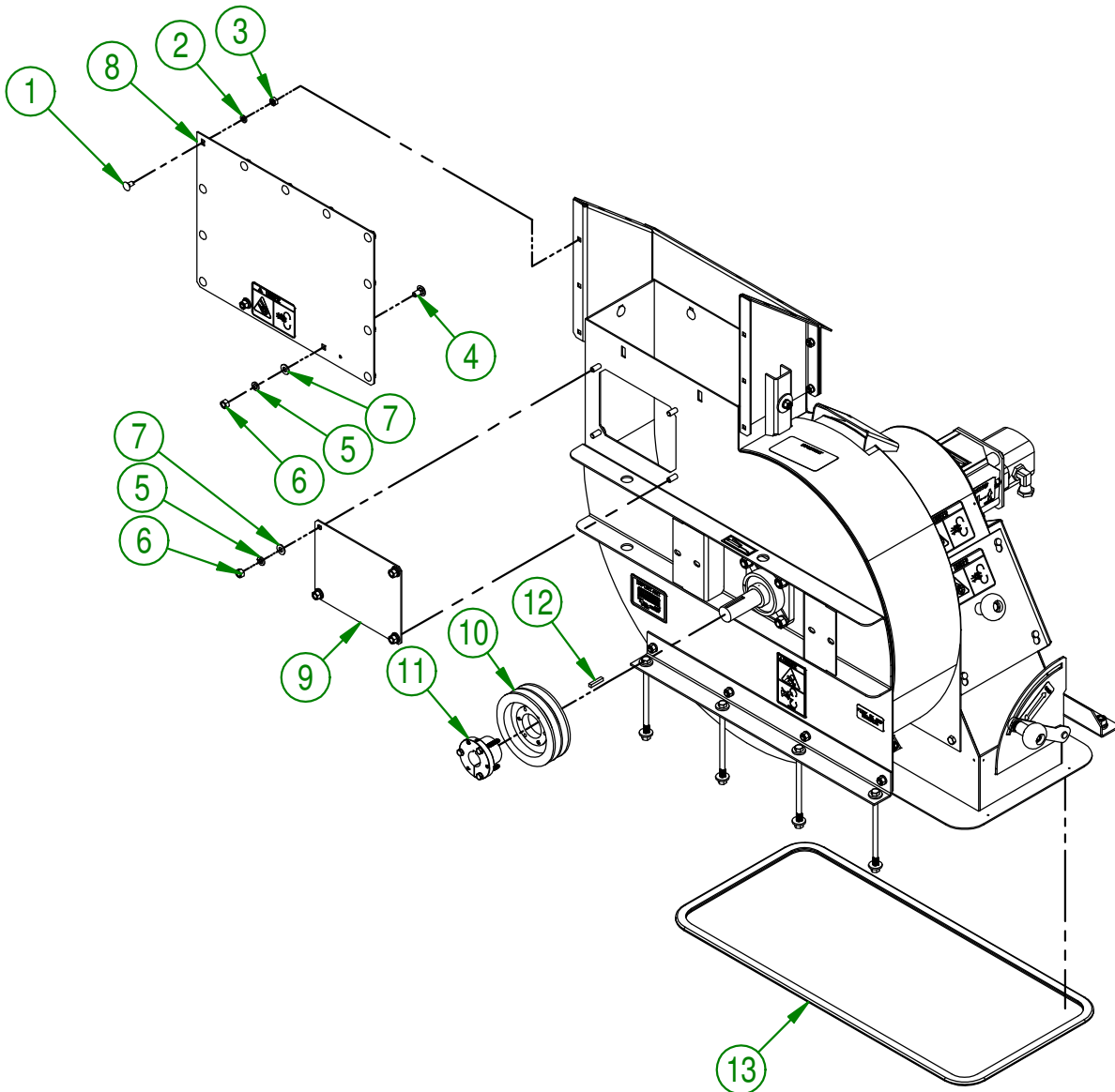
AGRIMETAL	
ASSEMBLY SEAL CONTENER RIGHT	
CREATION : 08/08/17	ASSEMBLY : 22-57-0085
REVISION : 10/11/17	AUTHOR : F.HÉLIE Page 26 de 70

#	PART #	Qty	TITLE
1	22-01-2430	1	BATTERY SUPPORT
2	22-21-0010	2	RUBBER STRAP HOLDER
3	NC01-04-0058	2	CARR. BOLT 5/16-18 X 0.625
4	NC01-96-0010	2	NYLON NUT HEX. ZINC 5/16-18
5	22-42-0205	1	SPONGE RUBAN
6	22-42-0210	2	SPONGE RUBAN
7	NCI3-12-0001	1	12 VOLTS BATTERY
8	NCI3-15-0008	1	RUBBER STRAP
9	NC01-04-0056	4	CARR. BOLT 5/16-18 X3/4"
10	NC02-25-0007	4	WASHER ZINC 0.281 = 9/32
11	NC02-32-0011	4	LOCK WASHER ZINC 5/16"
12	NC02-07-0017	4	HEX. NUT 5/16-18
13	NCI3-80-0267	1	RED PROTECTOR FOR BATTERY POST
14	NCI3-80-0268	1	BLACK PROTECTOR FOR BATTERY POST

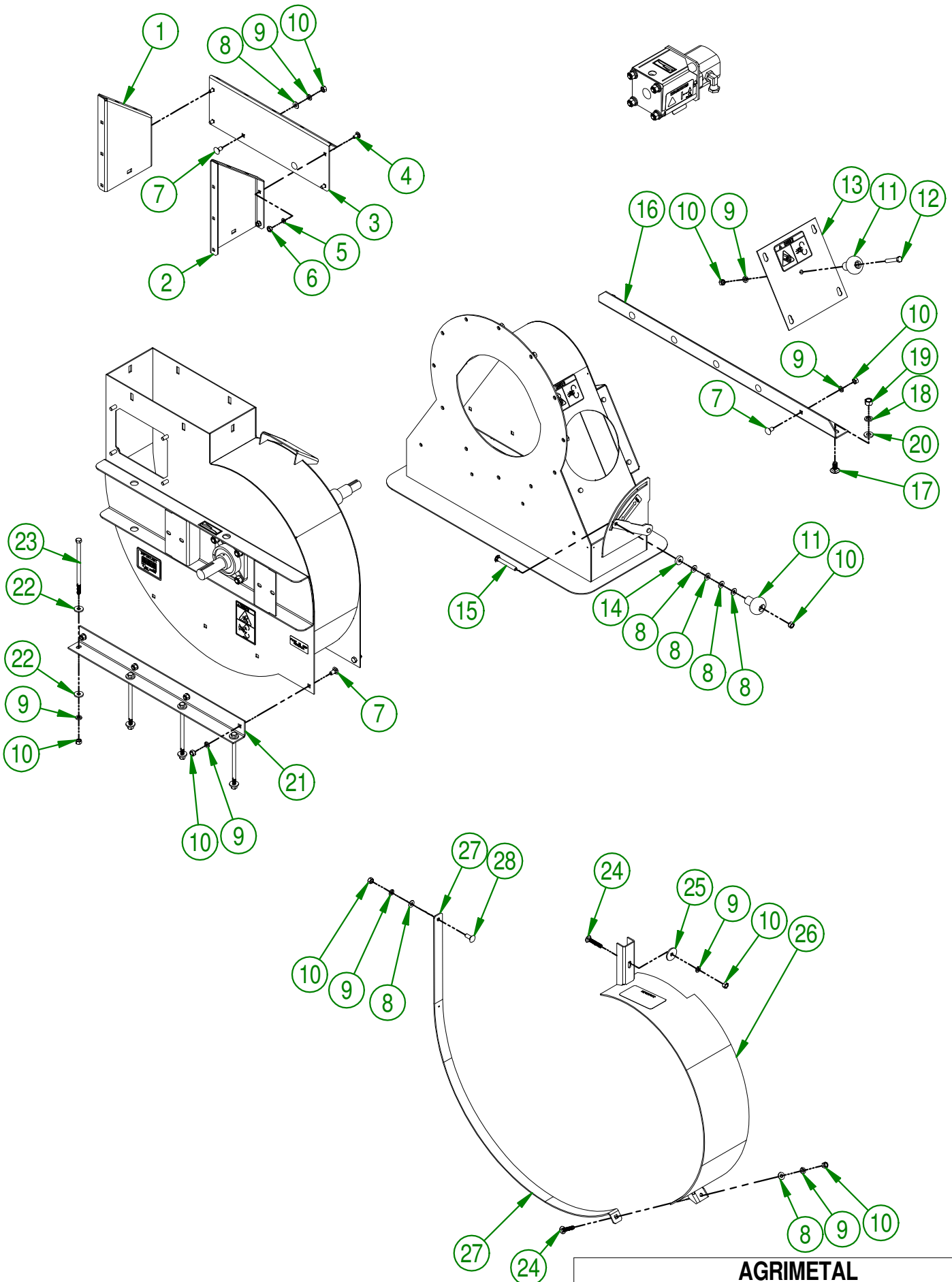


AGRIMETAL	
ASSEMBLY BATTERY	
CREATION : 2016-10-14	ASSEMBLY : 22-57-0505
REVISION : 2017-11-14	AUTHOR : S.B. Page 27 de 70

#	PART #	Qty	TITLE
1	NC01-04-0055	11	CARR. BOLT GR2 ZINC 5/16-18 X 5/8"
2	NC02-32-0011	11	LOCK WASHER ZINC 5/16"
3	NC02-07-0017	11	HEX. NUT 5/16-18
4	NC01-04-0107	2	CARR. BOLT GR2 ZINC 3/8-16 X 3/4"
5	NC02-32-0012	6	LOCK WASHER ZINC 3/8"
6	NC02-07-0018	6	HEX. NUT ZINC 3/8-16
7	01-01-2485	6	FLAT WASHER 14 GA X 13/16"OD X 25/64" ID
8	22-57-0310	1	FRONT SIDE DUCT GROUP
9	22-01-2515	1	ACCESS DOOR
10	NC14-62-0089	1	PULLEY QD 2V 1/2-5/8 5.950D X SDS 2B56
11	NC14-62-0011	1	QD BUSHING 2B 5.6 OD SDS ØI 1/4 KW 1/4
12	01-41-0910	1	KEY
13	22-46-3750	1	GASKET

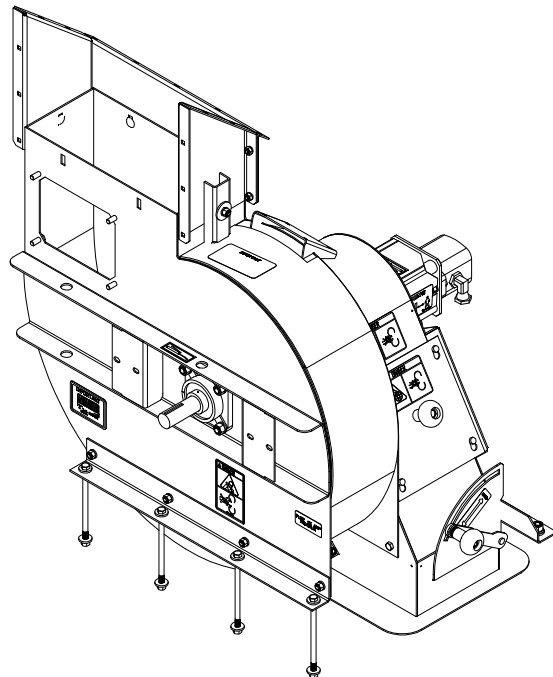


AGRIMETAL		
ASSEMBLY VACUUM BLOWER		
CREATION : 14-10-2016	ASSEMBLY :	22-57-0550
REVISION : 16-01-2019	AUTHOR :	Page 28 de 70



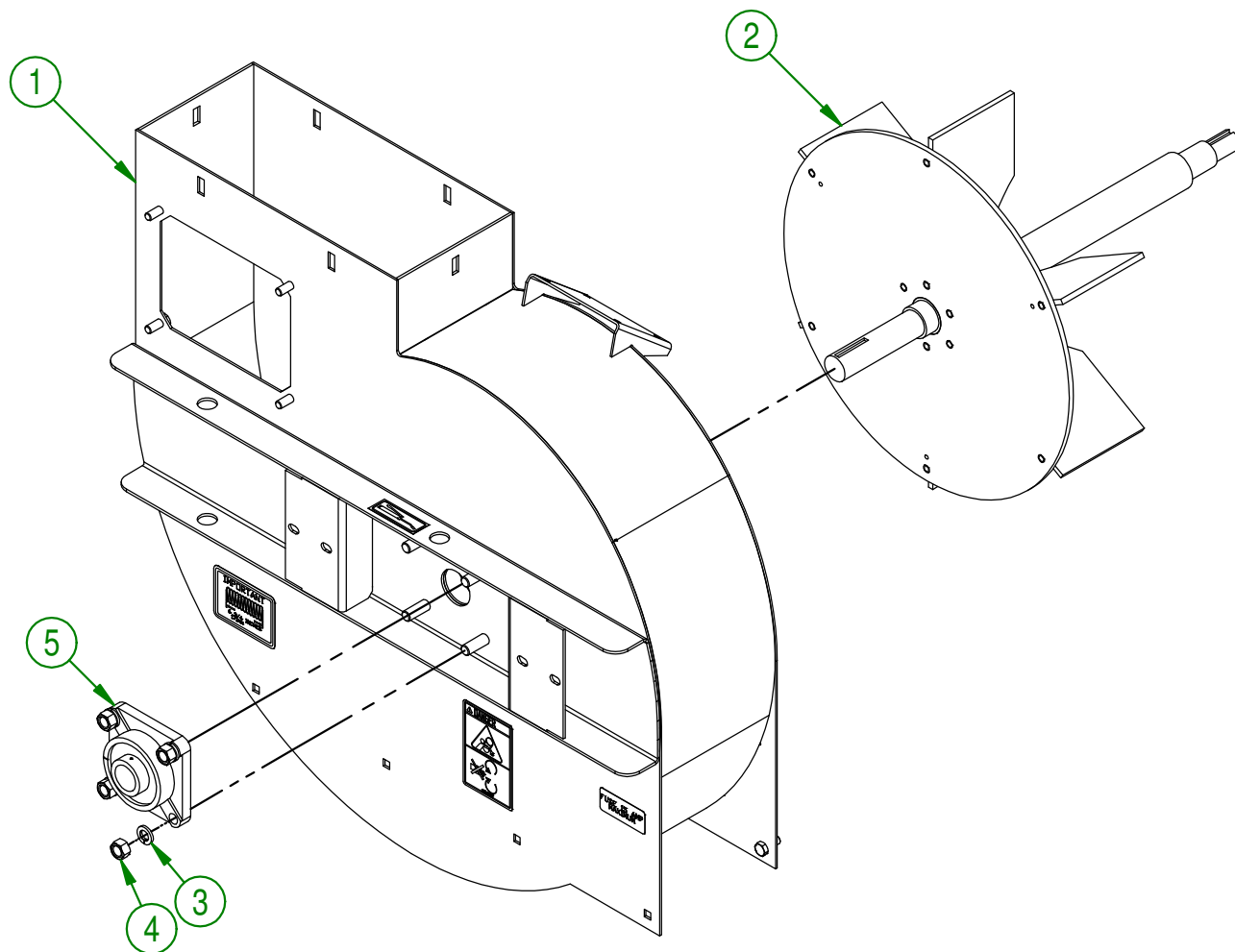
AGRIMETAL		
ASSEMBLY VACUUM BLOWER		
CREATION : 2016-10-14	ASSEMBLY :	22-55-0570
REVISION : 2017-12-14	AUTHOR :	Page 29 de 70

#	PART #	Qty	TITLE
1	22-01-7570	1	RIGHT SIDE DUCT
2	22-01-7575	1	LEFT SIDE DUCT
3	22-01-7585	1	BACK SIDE DUCT
4	NC01-04-0055	4	CARR. BOLT GR2 ZINC 5/16-18 X 5/8"
5	NC02-32-0011	4	LOCK WASHER ZINC 5/16"
6	NC02-07-0017	4	HEX. NUT 5/16-18
7	NC01-04-0107	11	CARR. BOLT GR2 ZINC 3/8-16 X 3/4"
8	01-01-2485	8	FLAT WASHER
9	NC02-32-0012	19	LOCK WASHER ZINC 3/8"
10	NC02-07-0018	20	HEX. NUT ZINC 3/8-16
11	NC17-46-0018	2	HANDLE KNOB
12	NC01-17-0119	1	HEX. BOLT GR2 ZINC 3/8-16 X 2 1/4"
13	22-57-0630	1	ACCESS DOOR "STICKER INCLUDED"
14	22-42-0100	1	U.H.M.W. FRICTION WASHER
15	NC01-04-0116	1	CARR. BOLT GR2 ZINC 3/8-16 X 2 3/4"
16	22-01-0940	1	BACK SUPPORT
17	NC01-04-0233	2	CARR. BOLT GR2 ZINC 1/2-13 X 1"
18	NC02-32-0014	2	LOCK WASHER ZINC 1/2"
19	NC02-07-0020	2	HEX. NUT ZINC 1/2-13
20	01-01-0925	2	WASHER
21	22-01-1110	1	FRONT SUPPORT
22	21-01-0950	8	FLAT WASHER 10GA 1.005" DIA X 25/64"
23	NC01-17-0138	4	HEX BOLT. GR2 NC ZINC 3/8-16 X 7" LG.
24	NC01-02-0113	2	CARR. BOLT GR2 ZINC 3/8-16 X 2"
25	01-33-0010	1	WASHER
26	22-57-0625	1	BLOWER HALF-CONTOUR GROUP " STICKER INCLUDED"
27	22-50-0175	1	BLOWER HALF-CONTOUR BELT
28	NC01-04-0109	1	CARR. BOLT GR2 ZINC 3/8-16 X 1"



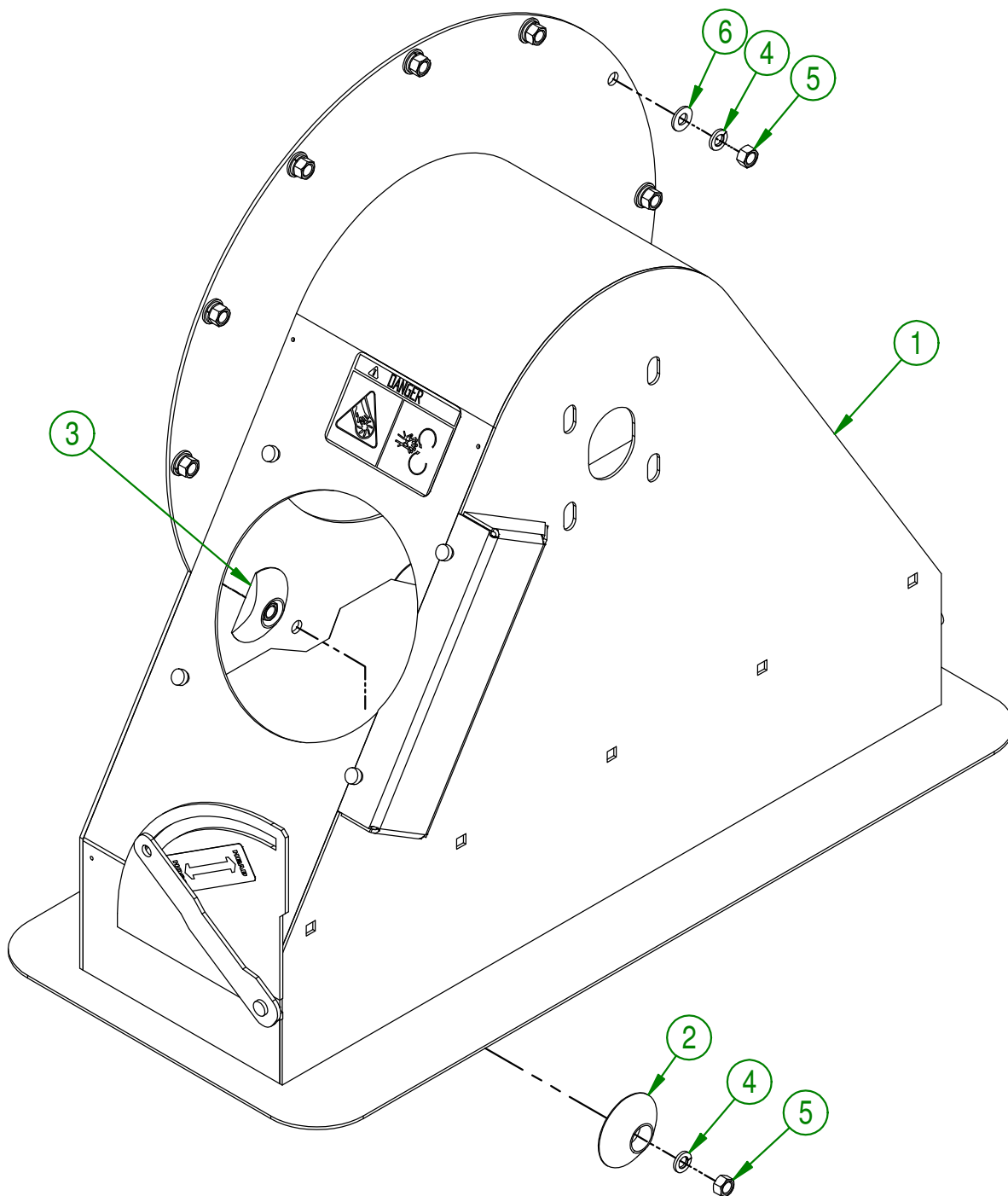
AGRIMETAL		
ASSEMBLY VACUUM BLOWER		
CREATION : 2016-10-14	ASSEMBLY :	22-55-0570
REVISION : 2017-12-14	AUTHOR :	Page 30 de 70

#	PART #	Qty	TITLE
1	22-57-0635	1	BLOWER CASING
2	22-50-0095	1	IMPELLER
3	NC02-32-0014	4	LOCK WASHER ZINC 1/2"
4	NC02-07-0020	4	HEX. NUT ZINC 1/2-13
5	12-38-0001	1	FLANGE BEARING UCF 207-20



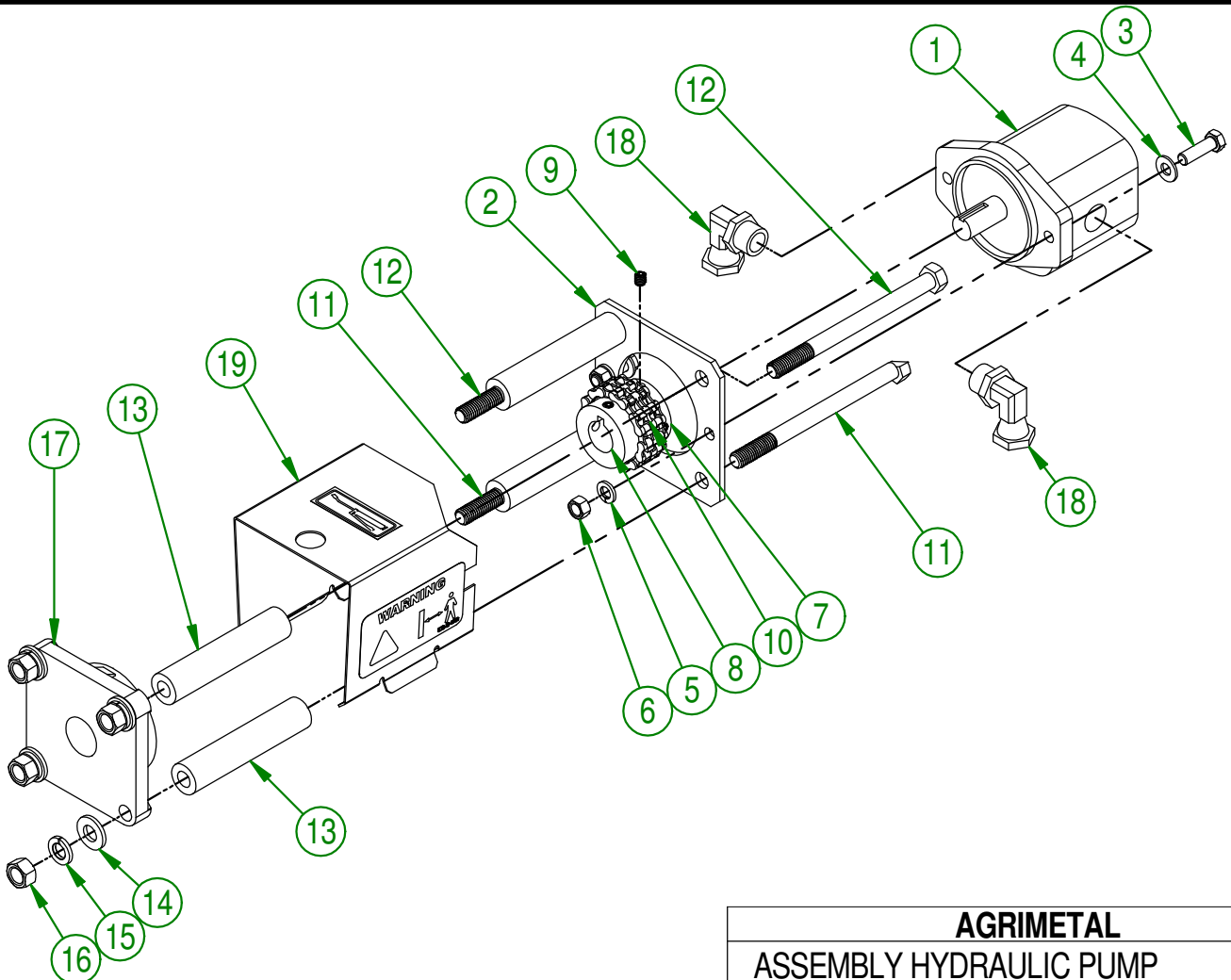
AGRIMETAL			
ASSEMBLY CASING BLOWER			
CREATION : 2016-10-14	ASSEMBLY :	22-57-0545	
REVISION : 2017-12-14	AUTHOR : S.B.	Page 31 de 70	

#	PART #	Qty	TITLE
1	22-57-0640	1	ASSEMBLY SUCTION FUNNEL BOX "STICKER INCLUDED"
2	22-21-0000	7	TAPER WASHER
3	22-21-0015	2	TAPER WASHER SPECIAL
4	NC02-32-0012	16	LOCK WASHER ZINC 3/8"
5	NC02-07-0018	16	HEX. NUT ZINC 3/8-16
6	01-01-2485	7	FLAT WASHER



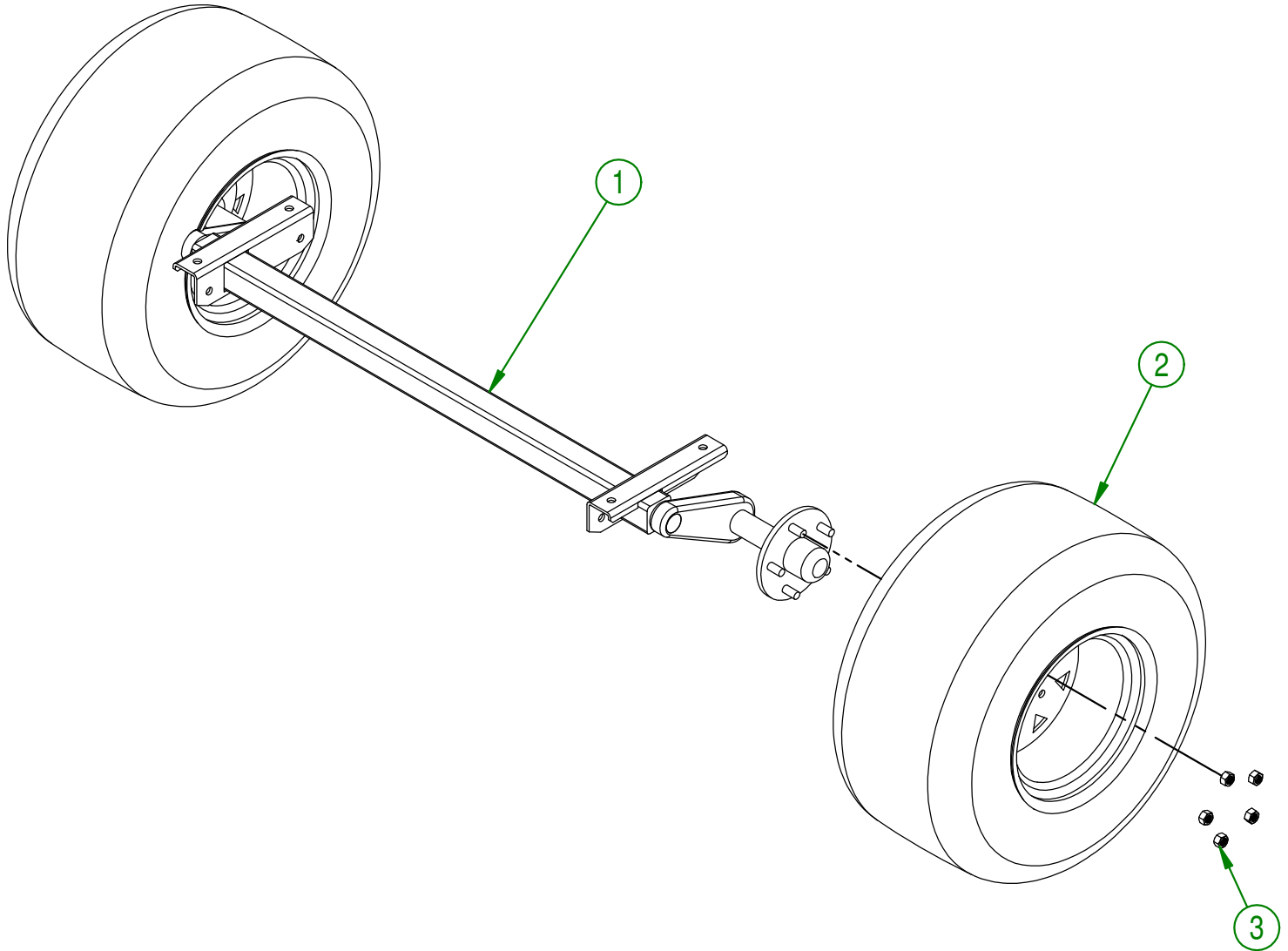
AGRIMETAL			
ASSEMBLY SUCTION FUNNEL BOX			
CREATION : 2016-10-14	ASSEMBLY :	22-57-0125	
REVISION : 2018-05-04	AUTHOR : S.B.	Page 32 de 70	

#	PART #	Qty	TITLE
1	NC14-45-0024	1	HYDRAULIC PUMP
2	16-04-6855	1	HYDRAULIC PUMP SUPPORT
3	NC01-17-0115	2	HEX. BOLT GR2 ZINC 3/8-16 X 1 1/4"
4	01-01-2485	2	FLAT WASHER
5	NC02-32-0012	2	LOCK WASHER ZINC 3/8"
6	NC02-07-0018	2	HEX. NUT ZINC 3/8-16
7	16-36-1800	1	SPROCKET #4016 X Ø3/4" KW 3/16" 2 SS 5/16-18
8	01-36-1815	1	SPROCKET #4016 X Ø1" KW 1/4" 2 SS 5/16-18
9	NC02-44-0103	4	SET SCREW 5/16-18 X 3/8"
10	NC14-20-0030	1	CHAIN 4016
11	16-30-9965	2	HYDRAULIC PUMP BOLT
12	NC01-17-0269	2	HEX. BOLT GR2 ZINC 1/2-13 X 6 1/2"
13	16-09-0800	4	LONG BUSING
14	NC02-25-0011	4	WASHER SAE ZINC 17/32 ID
15	NC02-32-0014	4	LOCK WASHER ZINC 1/2"
16	NC02-07-0020	4	HEX. NUT ZINC 1/2-13
17	16-38-0000	1	PILLOW BLOCK BEARING Ø1 1/4" UCF 207-20
18	NC13-45-0028	2	ELBOW 90° 7/8-14 MALE SAE O RING X 1/2 FEM NPT
19	22-55-0225	1	CHAIN COUPLING GUARD



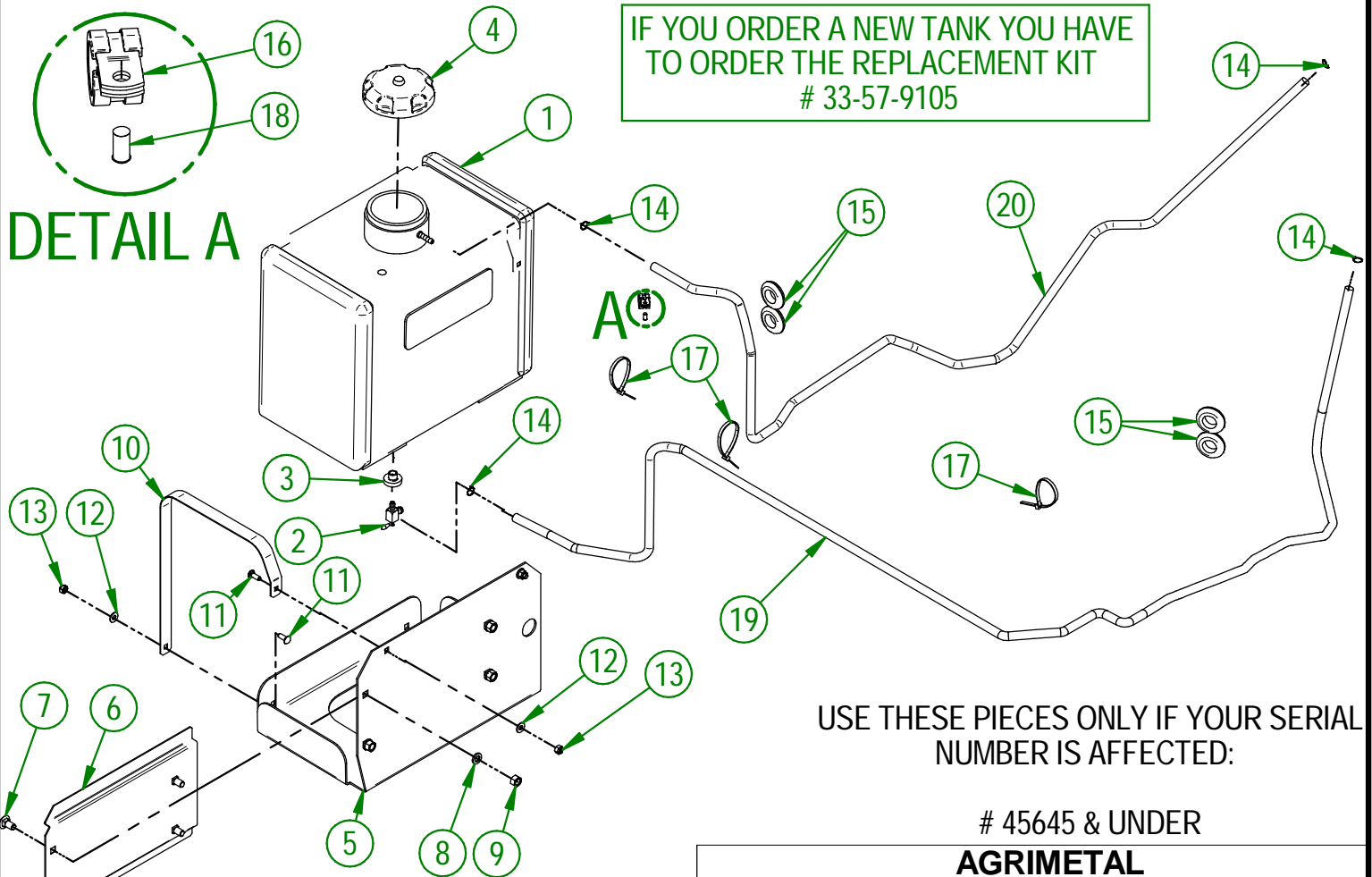
AGRIMETAL	
ASSEMBLY HYDRAULIC PUMP	
CREATION : 2016-10-14	ASSEMBLY : 22-57-0110
REVISION : 2018-05-09	AUTHOR : S.B. Page 33 de 70

#	PART #	Qty	TITLE
1	NC14-70-0074	1	ASSEMBLY AXEL
2	NC14-70-0077	2	ASSEMBLY WHEEL 23"
3	NC02-12-0005	10	HEX. NUT ZINC 1/2-20



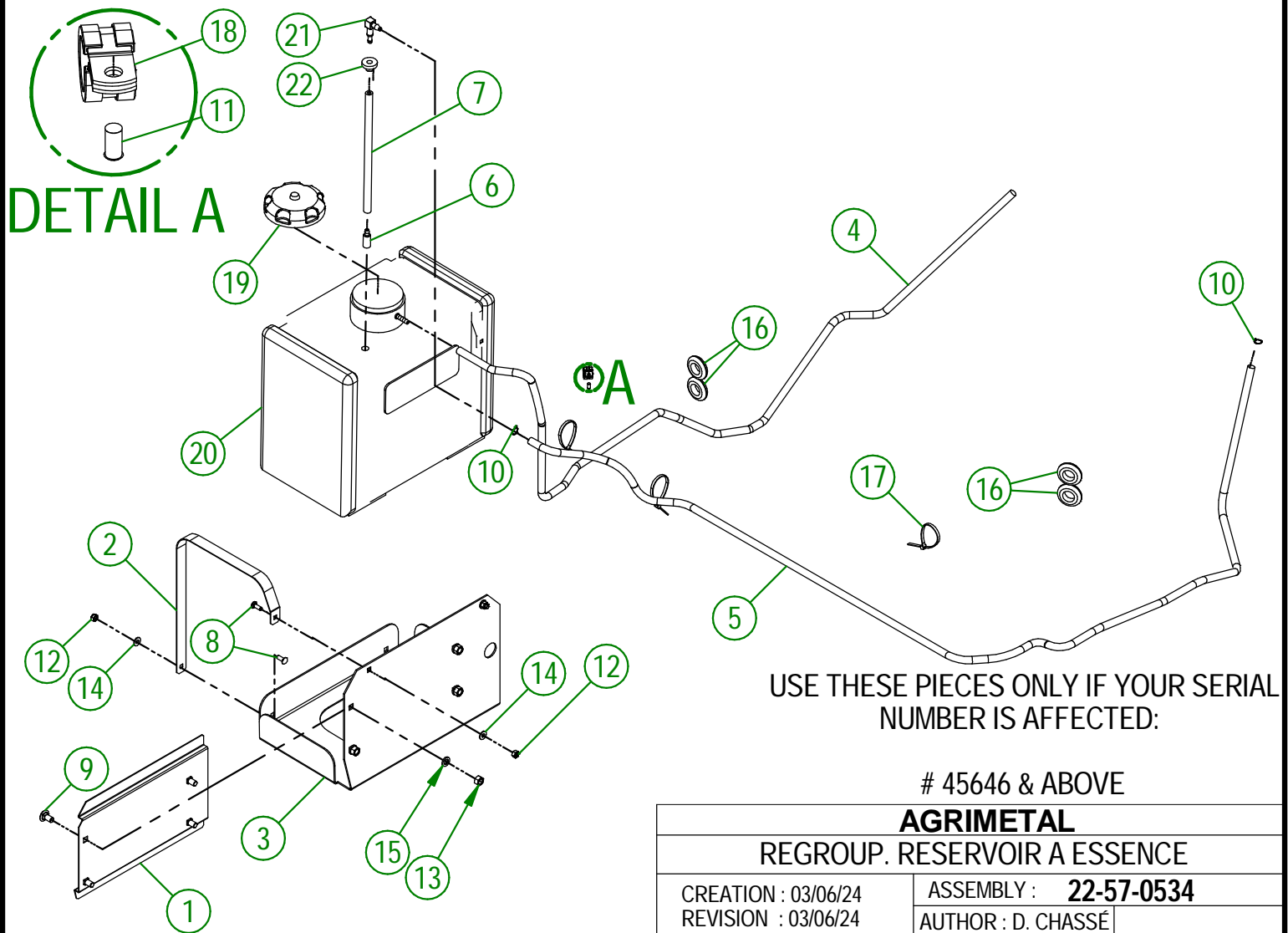
AGRIMETAL			
ASSEMBLY AXEL			
CREATION : 2016-10-14	ASSEMBLY :	22-57-0075	
REVISION : 2018-05-04	AUTHOR : S.B.	Page 34 de 70	

#	PART#	QTY	TITLE
1	NC13-80-0248	1	GAS TANK
2	NC13-80-0266	1	1/4" ON-OFF GAS VALVE
3	NC13-80-0265	1	GROMMET VITRON #468661
4	NC13-80-0247	1	GAS CAP
5	22-01-7725	1	GAS TANK SUPPORT
6	22-01-3185	1	FIXATION GAS TANK SUPPORT
7	NC01-04-0107	4	CARR. BOLT GR2 ZINC 3/8-16 X 3/4"
8	NC02-32-0012	4	LOCK WASHER ZINC 3/8"
9	NC02-07-0018	4	HEX. NUT ZINC 3/8-16
10	22-01-3195	2	STRAP GAS TANK
11	NC01-04-0002	4	CARR. BOLT GR2 ZINC 1/4-20 X 5/8"
12	NC02-25-0007	4	WASHER ZINC 0.281 = 9/32
13	NC01-96-0009	4	NYLON-INSERT LOCKNUT ZINC 1/4-20
14	NC01-65-0201	4	SPRING -GRIP HOSE CLAMPS 1/2" O.D
15	NC13-15-0014	4	RUBBER WIRE WASHER
16	NC13-25-0110	1	SNUG-FIT DAMPING LOOP CLAMP
17	NC13-25-0019	3	BLACK TIE RAP
18	NC01-78-0016	1	ALUMINIUM BLIND POP RIVET STEEL MANDREL 0.187 X 0.690
19	22-46-0040	1	GAS LINE 1/4" X 83" LG
20	22-46-0035	1	GAS LINE VAPOR 1/4" DIA. X 64" LG

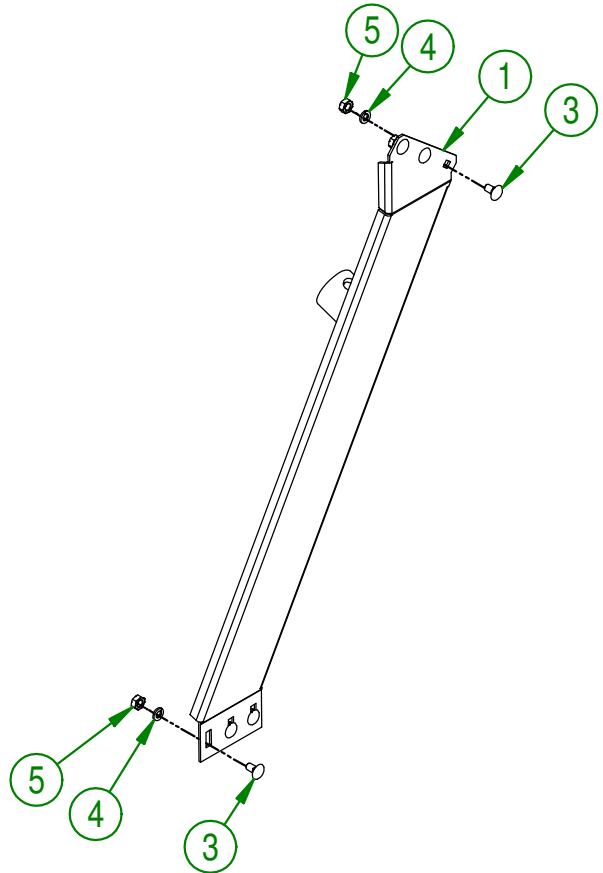
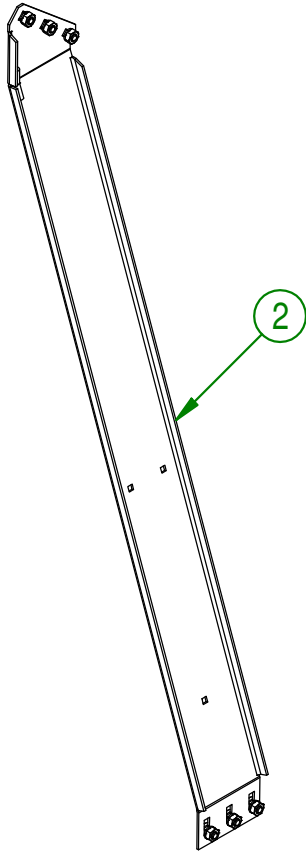


AGRIMETAL	
GAS TANK ASSEMBLY	
CREATION : 13/09/22	ASSEMBLY : 22-57-0533
REVISION : 31/05/24	AUTHOR : D. CHASSÉ

#	PART #	Qty	TITLE
1	22-01-3185	1	FIXATION GAS TANK SUPPORT
2	22-01-3195	2	STRAP GAS TANK
3	22-01-7725	1	GAS TANK SUPPORT
4	22-46-0035	1	GAS LINE VAPOR 1/4" DIA. X 64" LG
5	22-46-0040	1	GAS LINE 1/4" X 83" LG
6	33-13-0015	1	GAZ LINE WEIGH
7	33-46-0035	1	1/4" GAZ LINE X 12" LG
8	NC01-04-0002	4	CARR. BOLT GR2 ZINC 1/4-20 X 5/8"
9	NC01-04-0107	4	CARR. BOLT GR2 ZINC 3/8-16 X 3/4"
10	NC01-65-0201	2	SPRING -GRIP HOSE CLAMPS 1/2" O.D
11	NC01-78-0016	1	ALUMINIUM BLIND POP RIVET STEEL MANDREL 0.187 X 0.690
12	NC01-96-0009	4	NYLON-INSERT LOCKNUT ZINC 1/4-20
13	NC02-07-0018	4	HEX. NUT ZINC 3/8-16
14	NC02-25-0007	4	WASHER ZINC 0.281 = 9/32
15	NC02-32-0012	4	LOCK WASHER ZINC 3/8"
16	NCI3-15-0014	4	RUBBER WIRE WASHER
17	NCI3-25-0019	3	BLACK TIE RAP
18	NCI3-25-0110	1	SNUG-FIT DAMPING LOOP CLAMP
19	NCI3-80-0247	1	GAS CAP
20	NCI3-80-0321	1	GAS TANK
21	NCI3-80-0323	1	90° ELBOW X 1/4" GAS LINE
22	NCI3-80-0324	1	GROMMET VITRON

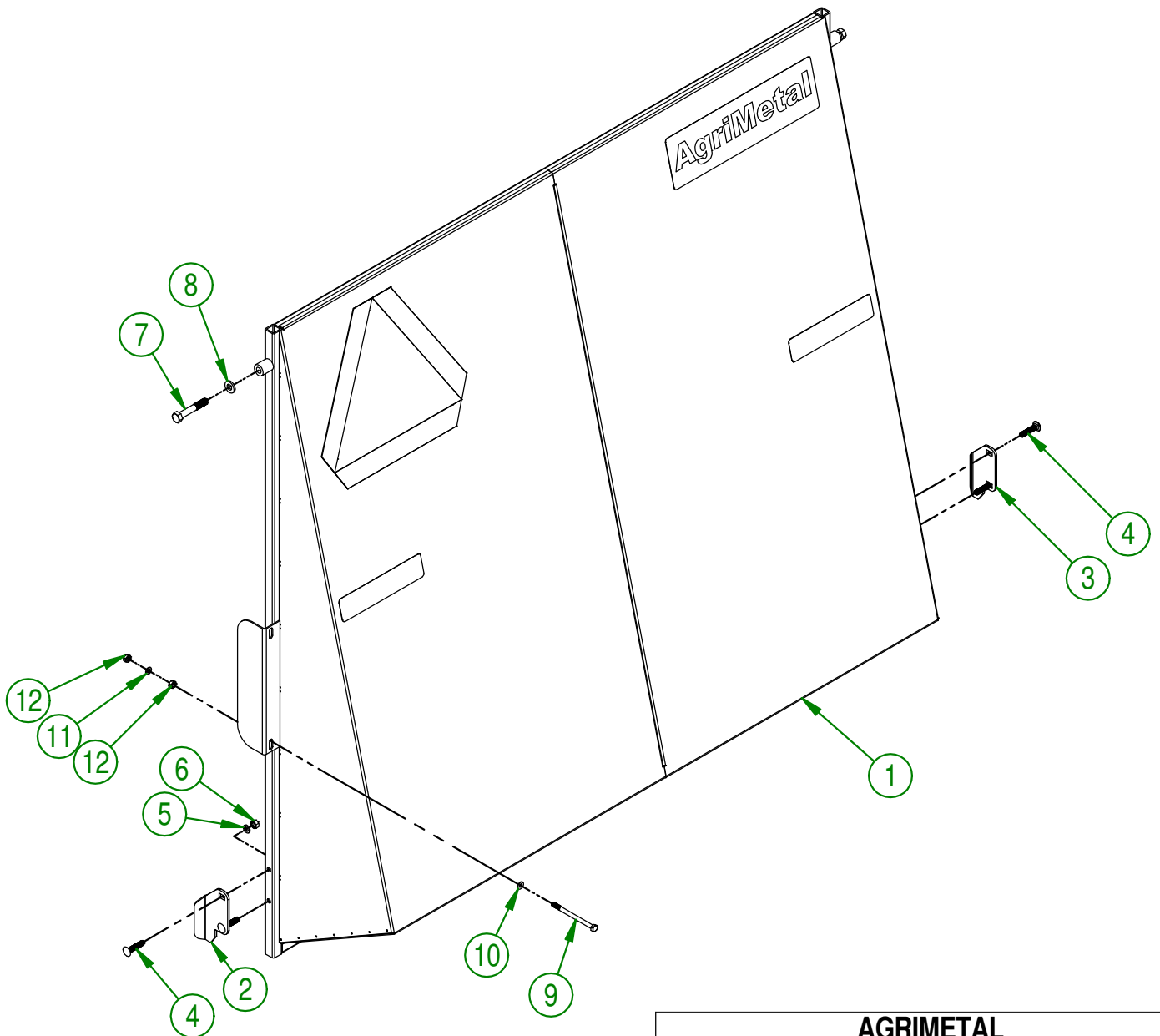


#	PART #	Qty	TITLE
1	22-50-0110	1	LEFT BOX SUPPORT
2	22-50-0115	1	RIGHT BOX SUPPORT
3	NC01-04-0055	12	CARR. BOLT GR2 ZINC 5/16-18 X 5/8"
4	NC02-32-0011	12	LOCK WASHER ZINC 5/16"
5	NC02-07-0017	12	HEX. NUT 5/16-18

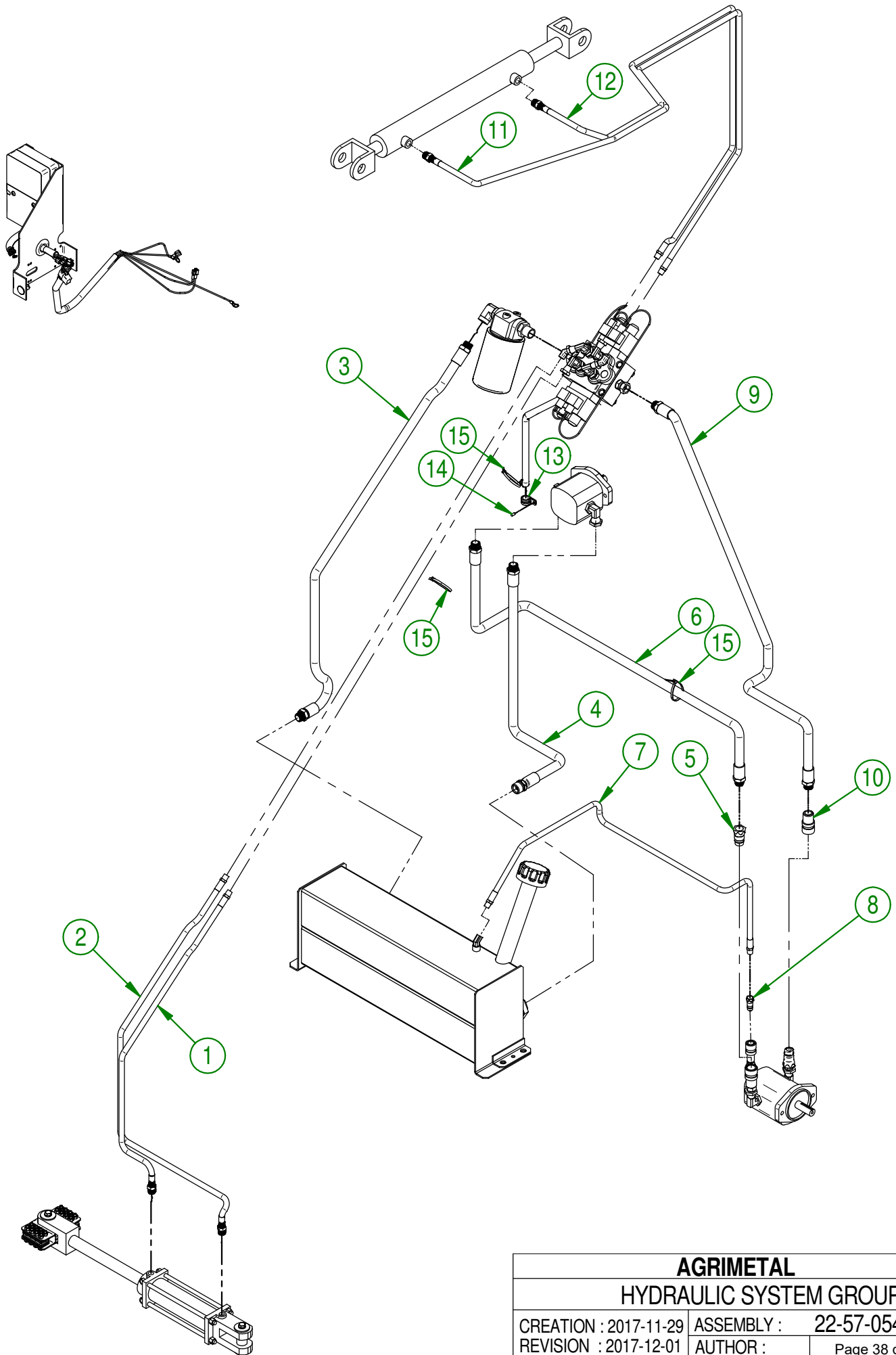


AGRIMETAL	
BOX SUPPORT	
CREATION : 2016-10-14	ASSEMBLY : 22-57-0170
REVISION : 2018-05-04	AUTHOR : S.B. Page 36 de 70

#	PART #	Qty	TITLE
1	22-57-0650	1	BACK DOOR "STICKER INCLUDED"
2	22-04-0005	1	LEFT DOOR LOCK
3	22-04-0007	1	RIGHT DOOR LOCK
4	NC01-02-0112	4	CARR. BOLT GR2 FLZ 3/8-16 X 1 3/4"
5	NC02-32-0012	4	LOCK WASHER ZINC 3/8"
6	NC02-07-0018	4	HEX. NUT ZINC 3/8-16
7	NC01-17-0255	2	HEX. BOLT GR2 ZINC 1/2-13 X 3"
8	01-01-0925	2	WASHER
9	NC01-17-0074	2	HEX. BOLT ZINC GR2 5/16-18 X 4 1/2"
10	NC02-22-0008	2	WASHER ZINC 5/16"
11	NC02-32-0011	2	LOCK WASHER ZINC 5/16"
12	NC02-07-0017	4	HEX. NUT 5/16-18



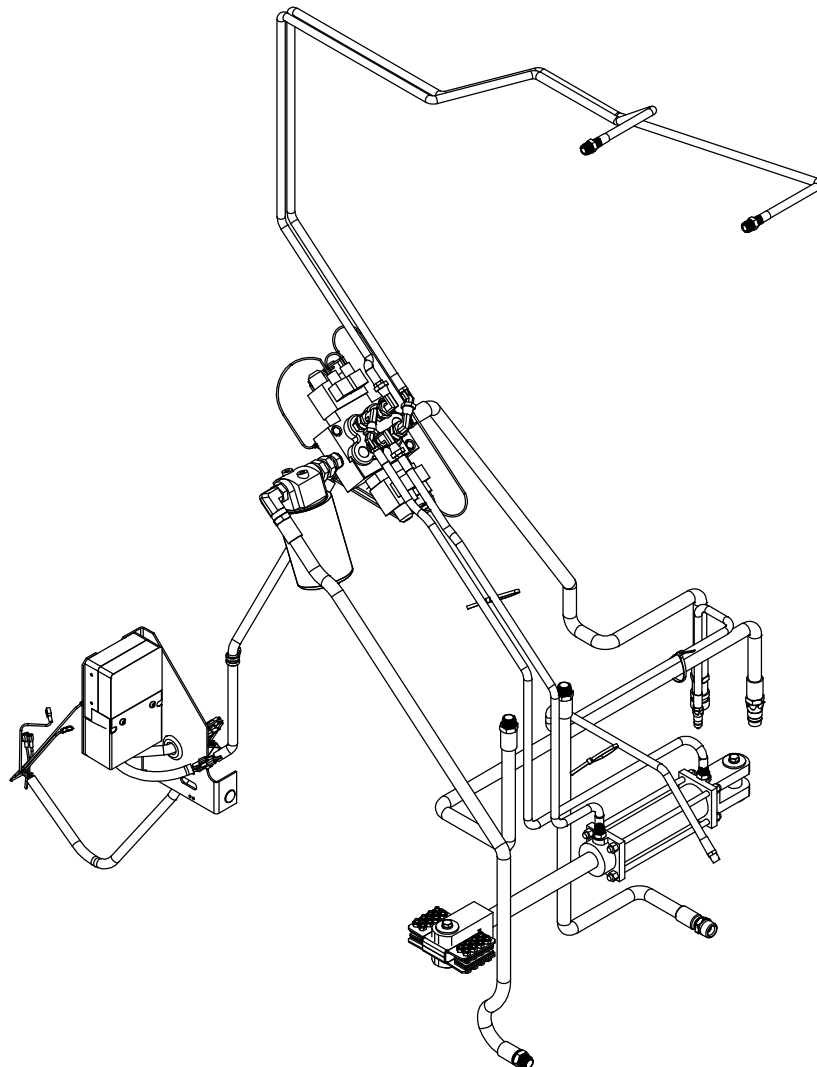
AGRIMETAL		
ASSEMBLY BACK DOOR		
CREATION : 2016-10-18	ASSEMBLY :	22-57-0185
REVISION : 2018-05-04	AUTHOR : S.B.	Page 37 de 70



AGRIMETAL		
HYDRAULIC SYSTEM GROUP		
CREATION : 2017-11-29	ASSEMBLY :	22-57-0541
REVISION : 2017-12-01	AUTHOR :	Page 38 de 70

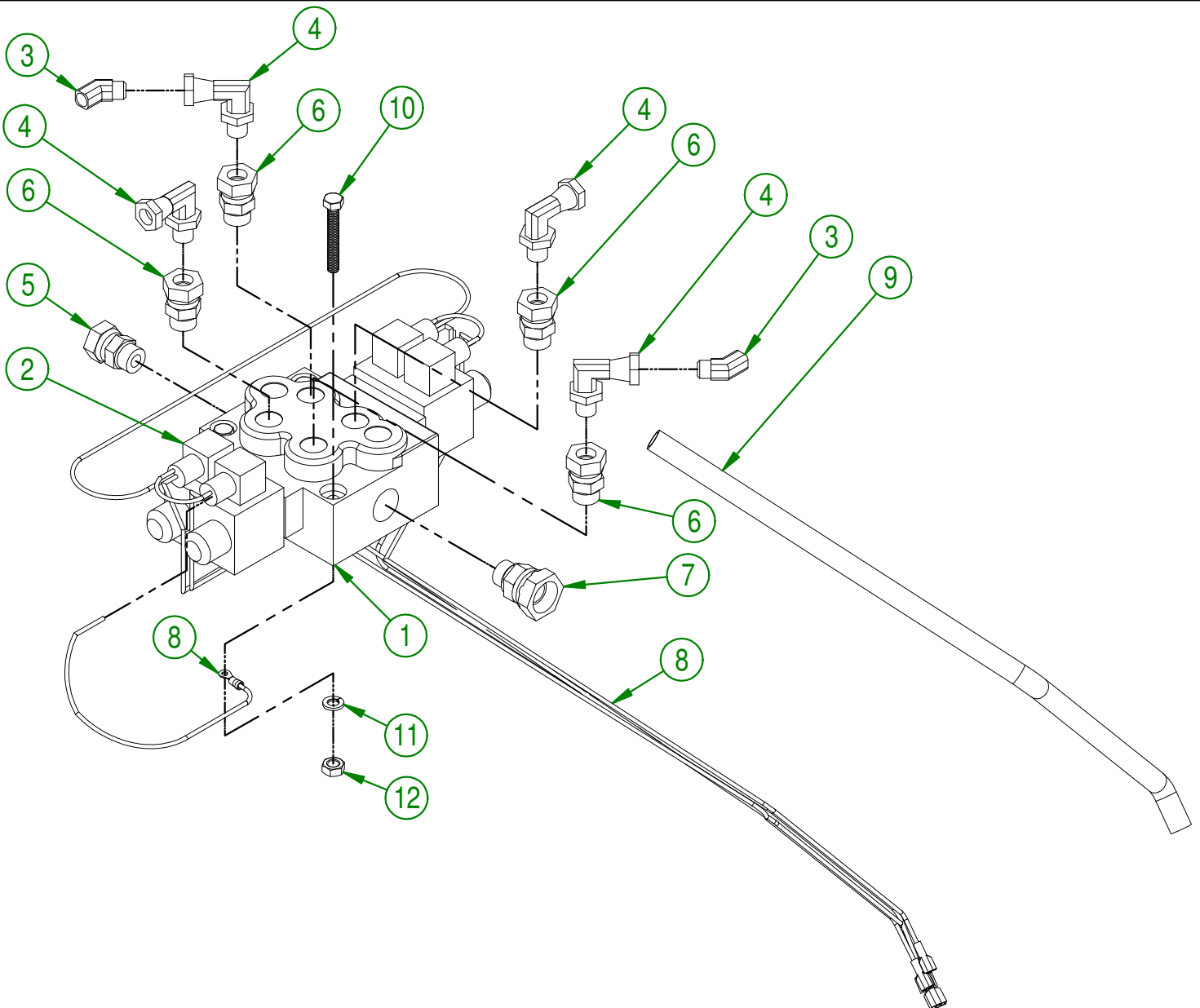
22-57-0541

#	PART #	Qty	TITLE
1	22-55-0170	1	HYDRAULIC HOSE 1/4 X 45"
2	22-55-0175	1	HYDRAULIC HOSE 1/4 X 35"
3	22-55-0150	1	HYDRAULIC HOSE 1/2 X 40"
4	22-55-0160	1	HYDRAULIC HOSE 1/2 X 24"
5	NC13-45-0014	1	QUICK COUPLER 1/2-14 NPTF
6	22-55-0154	1	HYDRAULIC HOSE 1/2 X 43 1/2"
7	22-55-0164	1	HYDRAULIC HOSE 1/4 X 44 1/2"
8	NC13-45-0112	1	QUICK COUPLER MALE 1/4-18 NPTF
9	22-55-0154	1	HYDRAULIC HOSE 1/2 X 43 1/2"
10	NC13-45-0047	1	QUICK COUPLER FEMALE 1/2-14 NPTF
11	22-55-0185	1	HYDRAULIC HOSE 1/4 X 85"
12	22-55-0180	1	HYDRAULIC HOSE 1/4 X 75"
13	NC13-25-0110	1	SNUG-FIT DAMPING LOOP CLAMP
14	NC01-78-0016	1	ALUMINIUM BLIND POP RIVET STEEL MANDREL 0.187 X 0.690
15	NC13-25-0019	3	BLACK TIE RAP



AGRIMETAL		
HYDRAULIC SYSTEM GROUP		
CREATION : 2017-11-29	ASSEMBLY :	22-57-0541
REVISION : 2017-12-01	AUTHOR :	Page 39 de 70

#	PART #	Qty	TITLE
1	NC13-45-0182	1	ASSEMBLY ELECTRIC VALVE DOUBLE SECTION
2	NC13-45-0183	4	CO2 CONNECTOR
3	NC13-45-0109	2	ELBOW 45° 1/4 NPT FEM. X 1/4 NPT MALE
4	NC13-45-0108	4	ELBOW 90° 9/16-18 MALE SAE6 O RING
5	NC13-45-0106	1	STRAIGHT REDUCER 3/4-16 MALE SAE8 O RING X 1/2 FEMALE
6	NC13-45-0186	4	REDUCER STREIGHT 3/4-16 MALE SAE8 O RING X 9/16-18 FEMALE
7	NC13-45-0110	1	STRAIGHT UNION 3/4-16 MALE SAE8 O RING X 3/4 FEMALE
8	NC13-25-0386	1	WIRES TV4000
9	22-42-0220	1	WIRE PROTECTOR
10	NC01-17-0065	3	HEX. BOLT GR2. ZINC 5/16-18 X 2 1/4"
11	NC02-32-0011	3	LOCK WASHER ZINC 5/16"
12	NC02-07-0017	3	HEX. NUT 5/16-18



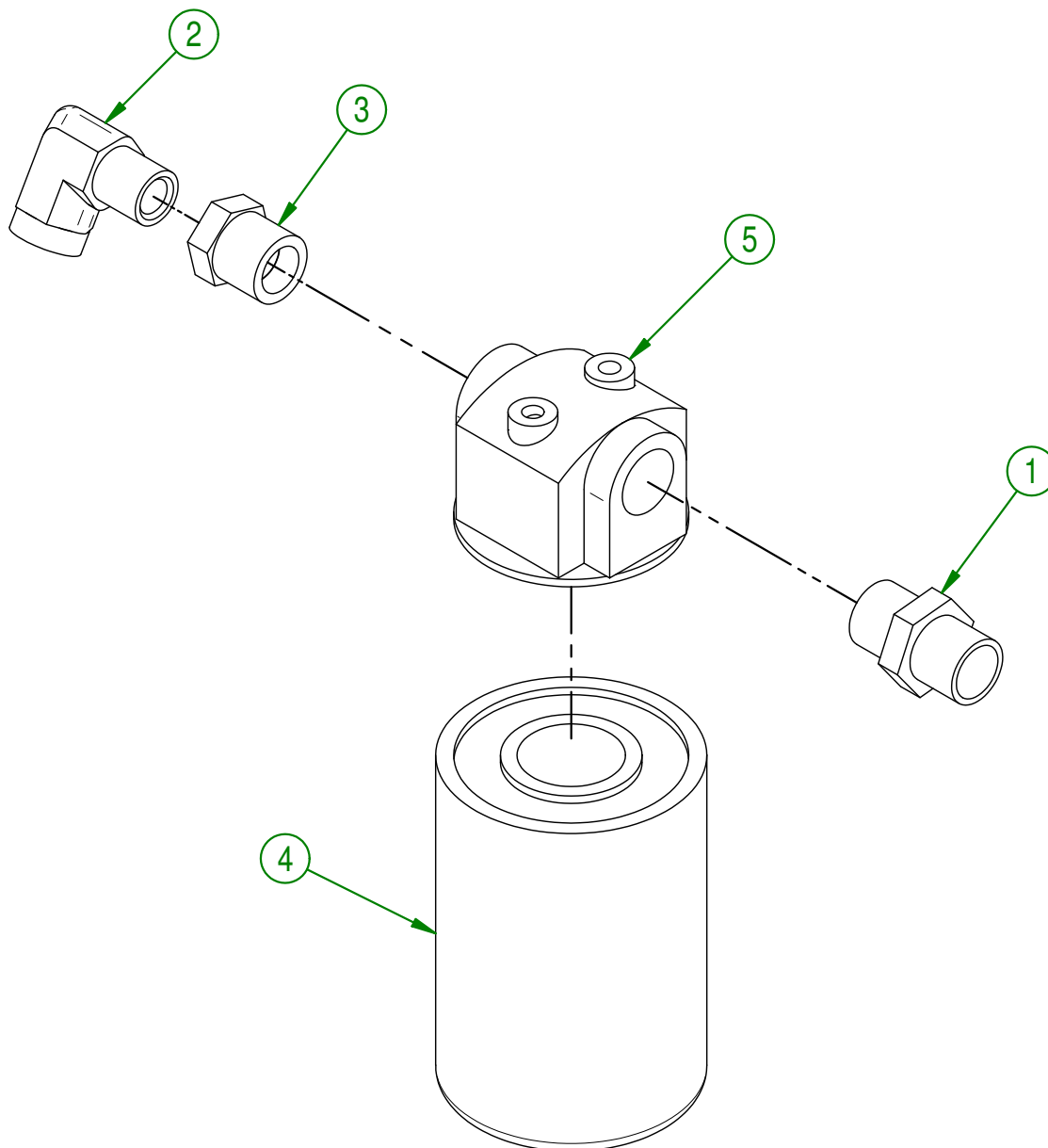
AGRIMETAL
HYDRAULIC VALVE GROUP

CREATION : 24/10/17
 REVISION : 01/02/18

ASSEMBLY : **22-57-0561**

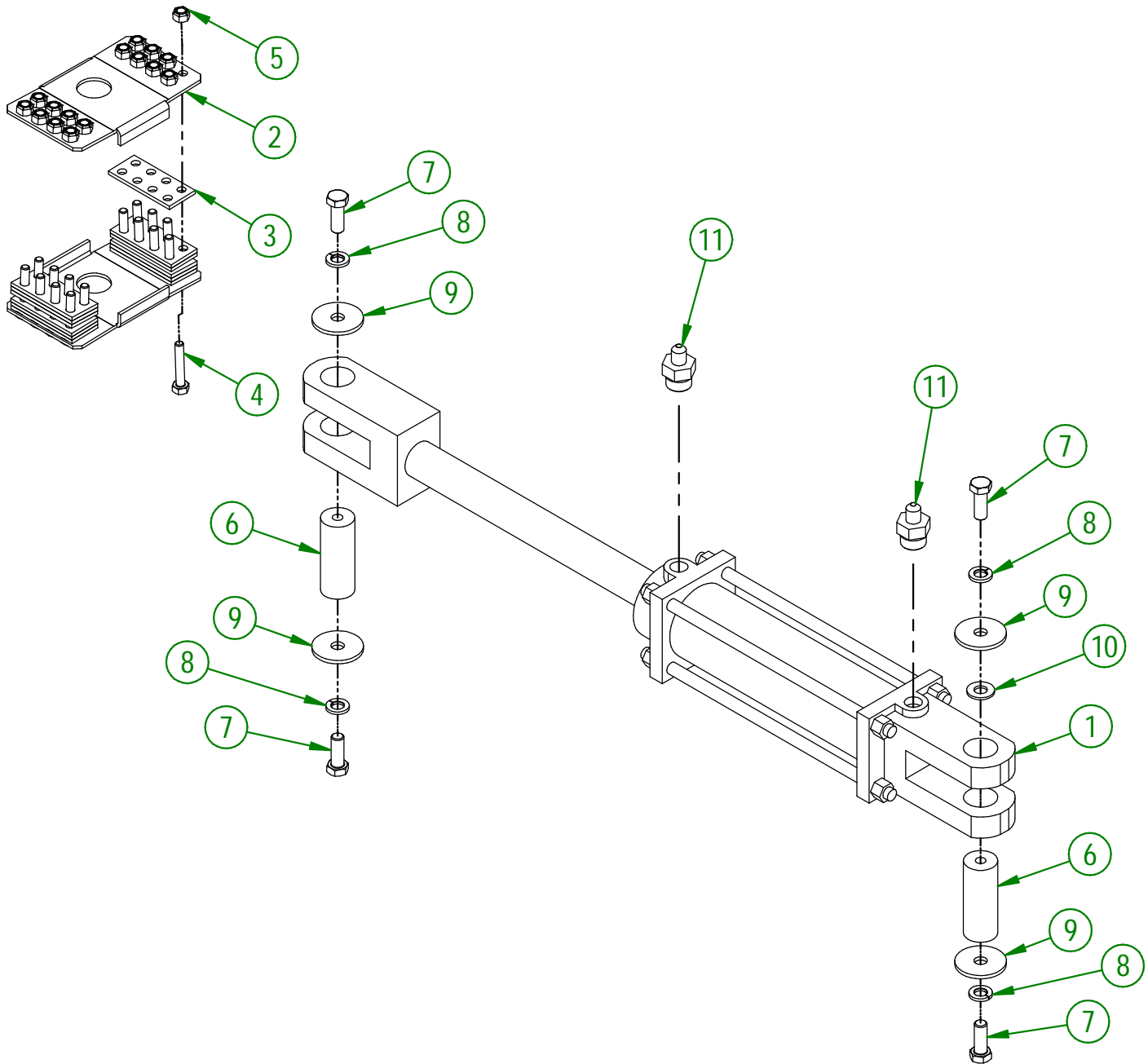
AUTHOR : F.HÉLIE | Page 40 de 70

#	PART #	Qty	TITLE
1	NC13-45-0030	1	MALE PIE COUPLING 3/4" NPT
2	NC13-45-0025	1	ELBOW 90° 1/2 FEMALE NPT X 1/2 MALE NPT
3	NC13-45-0032	1	STRAIGHT HOSE FITTING 1/2 FEM. NPT X 3/4 MALE NPT
4	NC13-45-0048	1	OIL FILTER
5	NC13-45-0049	1	HEAD FILTER



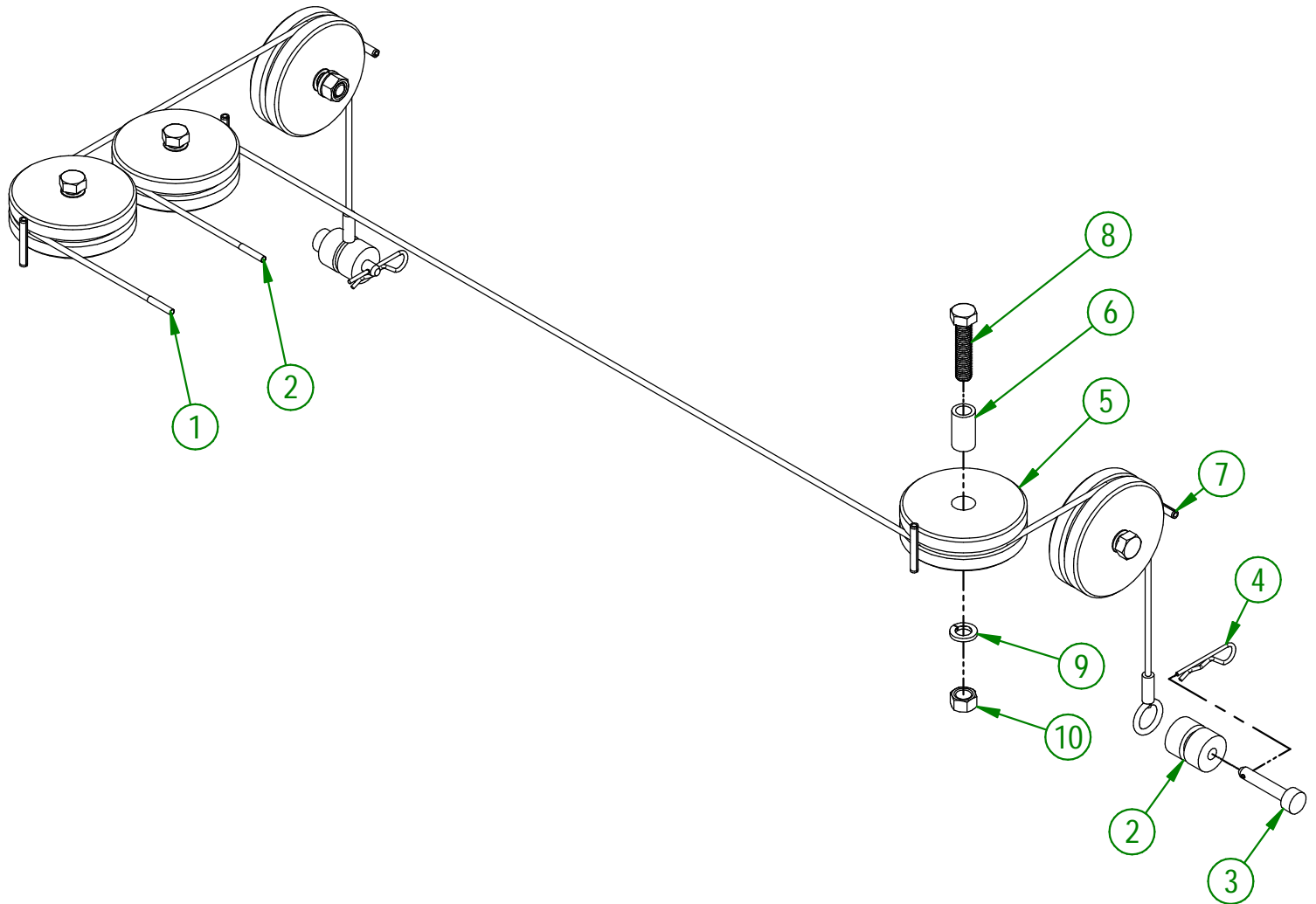
AGRIMETAL		
OIL FILTER		
CREATION : 18-10-2016	ASSEMBLY :	22-55-0095
REVISION : 18-01-2019	AUTHOR : S.B.	Page 41 de 70

#	PART #	Qty	TITLE
1	22-55-0200	1	CYLINDER 2 3/8" OD X 1 1/8" ROD X 7" TRAVEL
2	22-01-7630	2	CABLE CLAMP
3	22-22-5600	12	GAUGE PLATE
4	NC01-17-0008	16	HEX. BOLT GR2 ZINC 1/4-20 X 1 1/2"
5	NC01-96-0009	16	NYLON-INSERT LOCKNUT ZINC 1/4-20
6	22-13-1420	2	CYLINDER PIN
7	NC01-17-0114	4	HEX. BOLT GR2 ZINC 3/8-16 X 1"
8	NC02-32-0012	4	LOCK WASHER ZINC 3/8"
9	01-33-0010	4	WASHER
10	01-01-2485	1	FLAT WASHER 14 GA X 13/16"OD X 25/64" ID
11	NC13-45-0391	2	STRAIGHT UNION



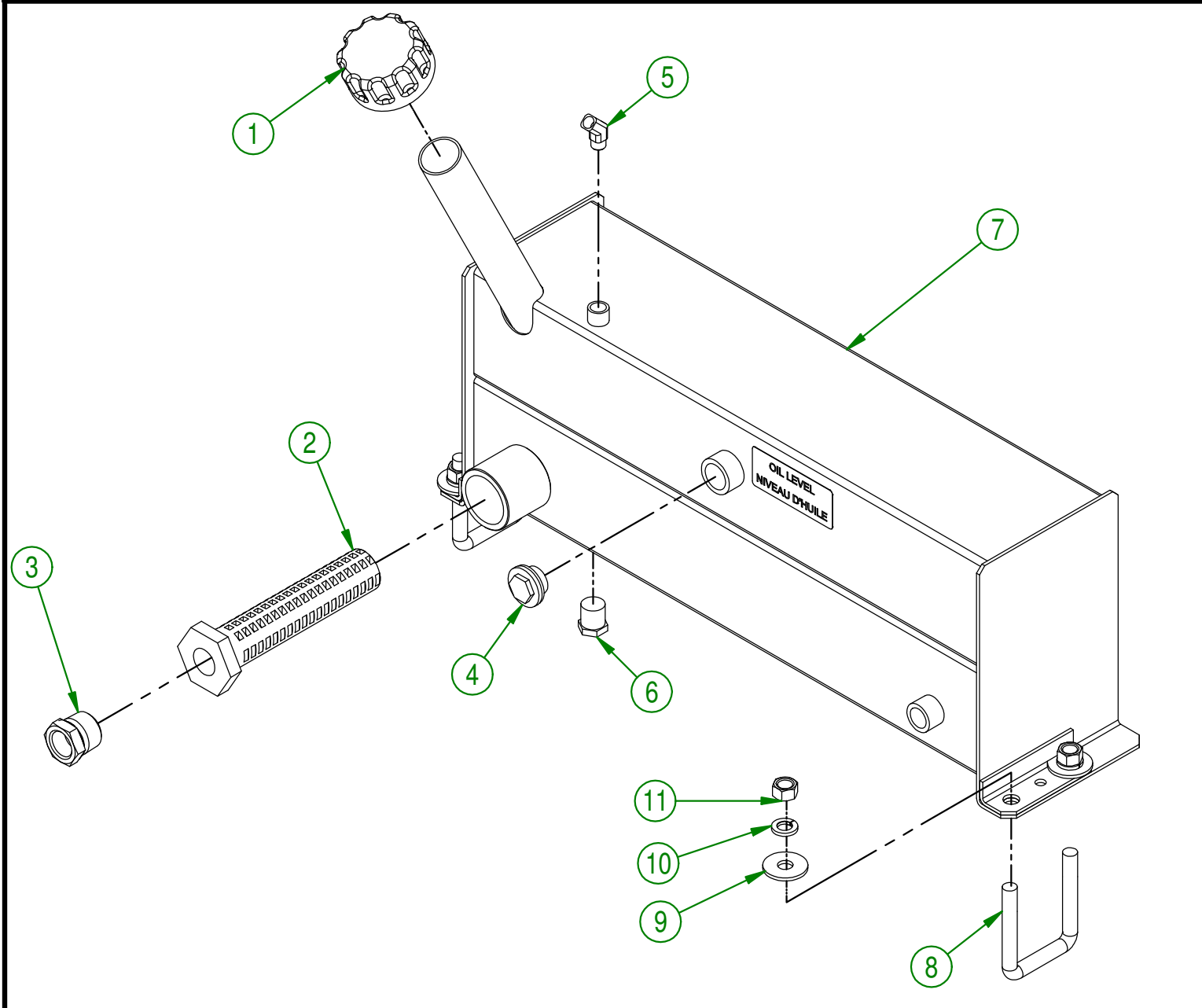
AGRIMETAL	
CYLINDER HEAD GROUP	
CREATION : 2016-10-18	ASSEMBLY : 22-57-0220
REVISION : 2023-04-24	AUTHOR : S.B.

#	PART #	Qty	TITLE
1	22-55-0100	1	CABLE PICK UP HEAD 3/16" X 45"
2	22-55-0105	1	CABLE PICK UP HEAD 3/16" X 73 1/2"
3	22-20-0255	2	CABLE LOCK PIN
4	NC01-63-0014	2	COTTER PIN Z 3/32" X 1 3/4" LG
5	12-42-0100	5	DEFLECTOR PULLEY
6	12-09-0100	5	BUSHING 3/4"
7	NC01-69-0463	5	SPRING PIN 1/4" X 1 3/4"
8	NC01-17-0252	5	HEX. BOLT GR2 ZINC 1/2-13 X 2 1/4"
9	NC02-32-0014	5	LOCK WASHER ZINC 1/2"
10	NC02-07-0020	5	HEX. NUT ZINC 1/2-13



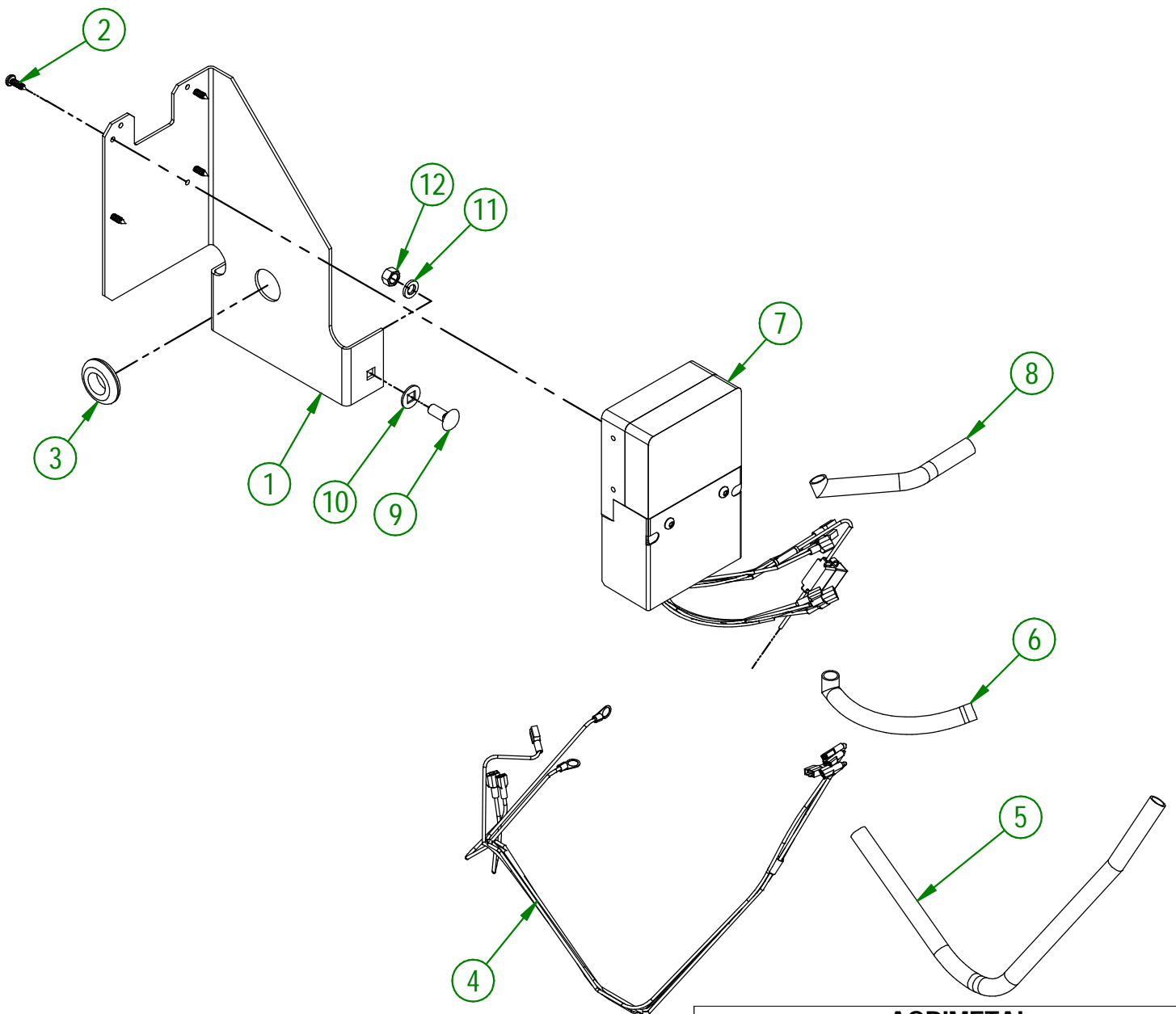
AGRIMETAL	
ASSEMBLY PICK UP HEAD HYDRAULIC LIFTING SYSTEM	
CREATION : 2016-10-19	ASSEMBLY : 22-57-0215
REVISION : 2023-02-09	AUTHOR : S.B.

#	PART #	Qty	TITLE
1	NC13-45-0016	1	FILLING CAP
2	NC13-45-0050	1	STRAINER TANK
3	NC13-45-0066	1	HEX. REDUCER 3/4" NPT FEM X 1 NPT MALE
4	NC01-76-0001	1	SIGHT GLASS 3/4 NPT
5	NC13-45-0109	1	ELBOW 45° 1/4 NPT FEM. X 1/4 NPT MALE
6	NC13-45-0015	1	HEX. CAP 1/2 NPTF MALE
7	22-57-0645	1	OIL TANK GROUP "STICKER INCLUDED"
8	22-13-0605	2	U BOLT
9	01-01-1660	4	WASHER SPACER
10	NC02-32-0014	4	LOCK WASHER ZINC 1/2"
11	NC02-07-0020	4	HEX. NUT ZINC 1/2-13



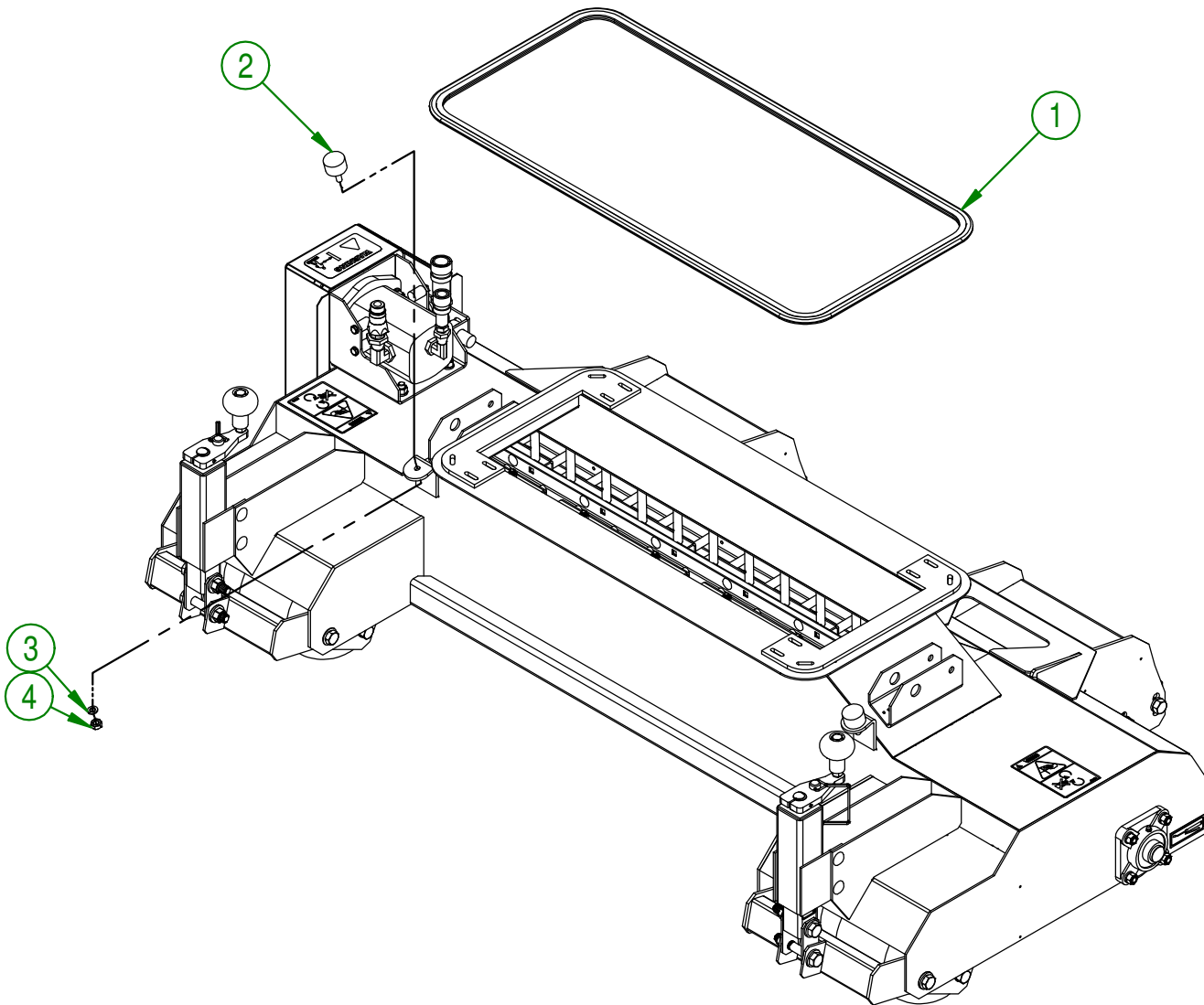
AGRIMETAL	
ASSEMBLY OIL TANK	
CREATION : 2016-10-14	ASSEMBLY : 22-57-0055
REVISION : 2018-05-04	AUTHOR : S.B. Page 44 de 70

#	PART #	Qty	TITLE
1	22-01-1550	1	ELECTRIC BOX SUPPORT
2	NC02-42-0086	4	SQUARE DRIVE SCREW #12 X 3/4"
3	NC13-15-0014	1	RUBBER WIRE WASHER
4	NC13-25-0390	1	WIRES TV4000
5	22-42-0225	1	WIRE PROTECTOR
6	22-42-0230	1	WIRE PROTECTOR
7	22-55-0610	1	ASSEMBLY ELECTRIC BOX
8	22-42-0235	1	WIRE PROTECTOR
9	NC01-04-0109	2	CARR. BOLT GR2 ZINC 3/8-16 X 1"
10	22-22-2210	2	ELECTRIC BOX SUPPORT WASHER
11	NC02-32-0012	2	LOCK WASHER ZINC 3/8"
12	NC02-07-0018	2	HEX. NUT ZINC 3/8-16



AGRIMETAL	
ASSEMBLY ELECTRIC CONTROL BOX	
CREATION : 2017-12-01	ASSEMBLY : 22-57-0268
REVISION : 2022-08-23	AUTHOR : Dessin2

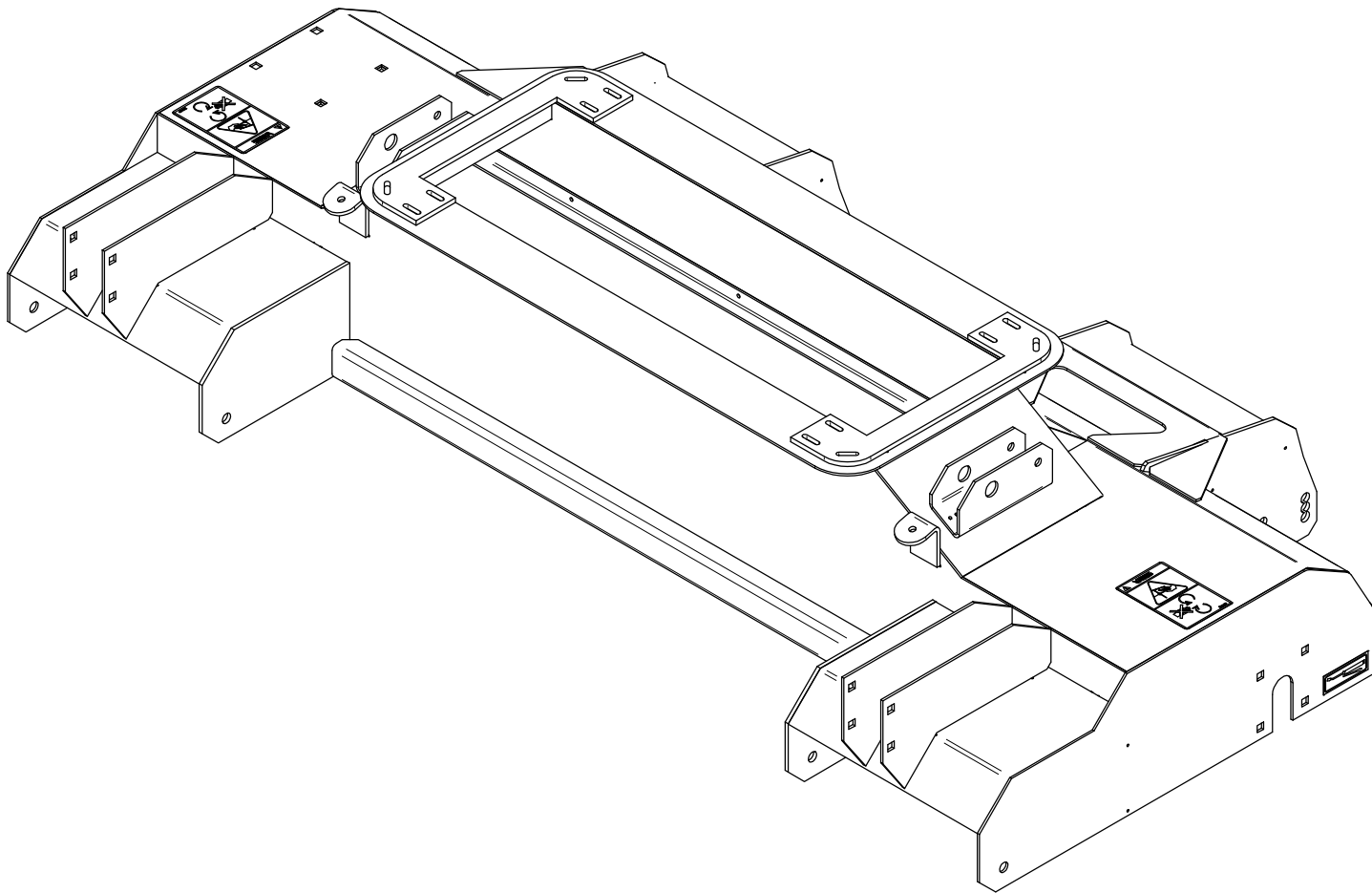
#	PART #	Qty	TITLE
1	22-46-3750	1	GASKET
2	NC13-15-0034	2	RUBBER ABSORBER
3	NC02-32-0011	2	LOCK WASHER ZINC 5/16"
4	NC02-07-0017	2	HEX. NUT 5/16-18

**AGRIMETAL**

PICK UP HEAD WITH ROTATIVE BRUSH (RUBBER FINGER)

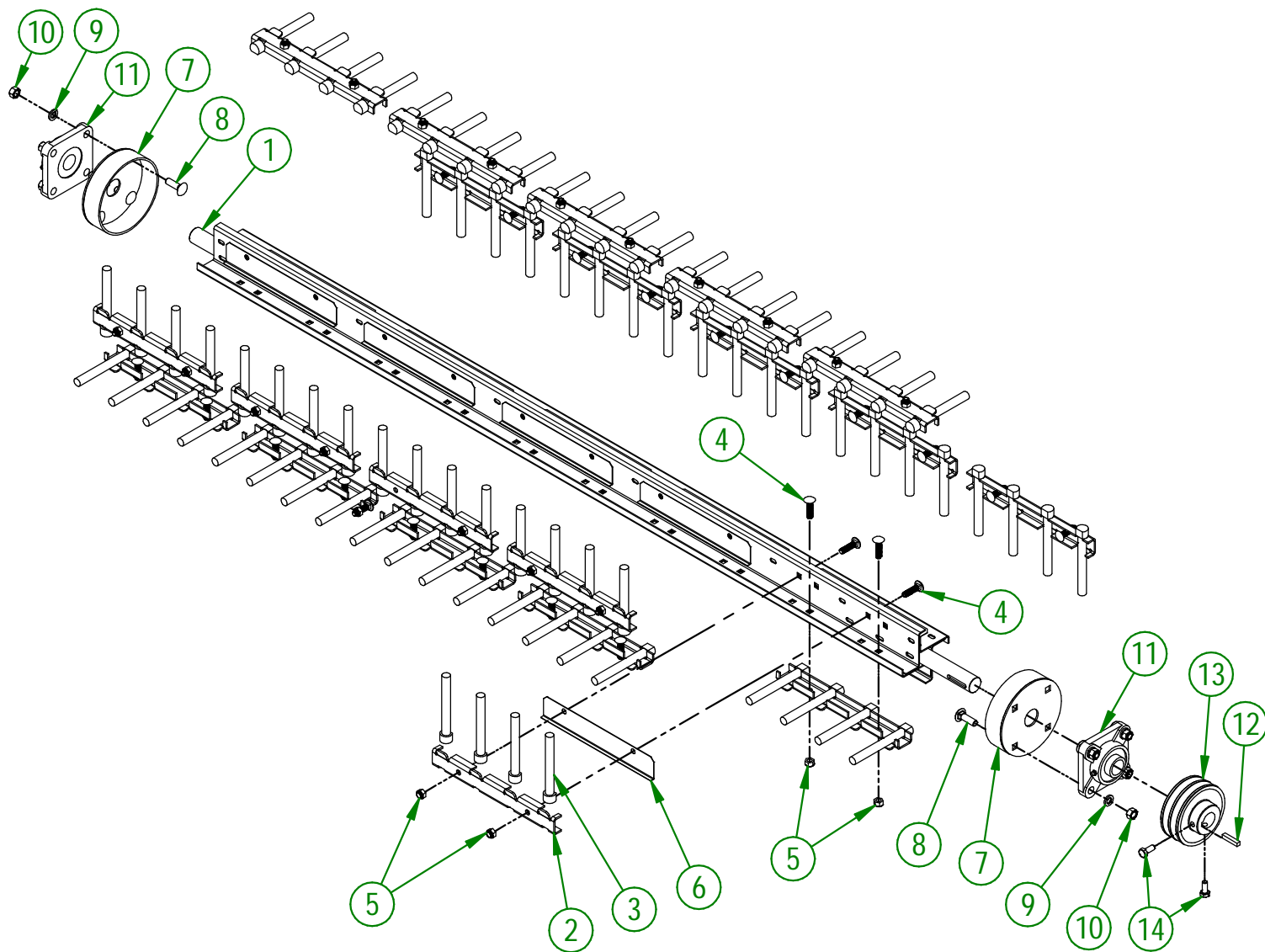
CREATION : 2016-10-07 ASSEMBLY : 22-55-0046

REVISION : 2018-05-10 AUTHOR : S.B. Page 46 de 70



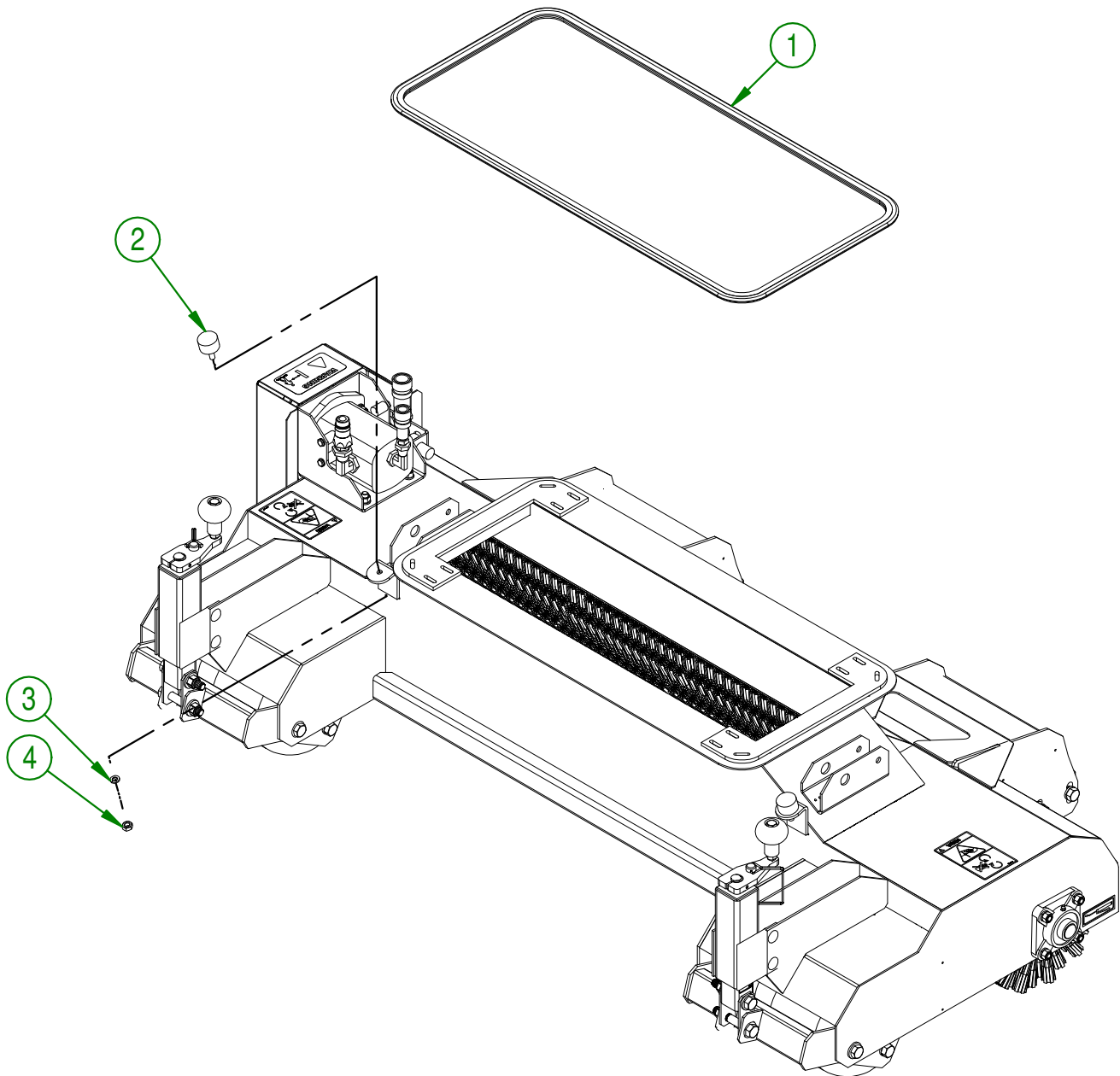
AGRIMETAL	
PICK UP HEAD "STICKER INCLUDED"	
CREATION : 14/11/17	ASSEMBLY : 22-57-0685
REVISION : 25/05/18	AUTHOR : F.HÉLIE Page 47 de 70

#	PART #	Qty	TITLE
1	22-50-0050	1	BRUSH ROTOR (FINGER) PTO & GAS
2	22-01-7540	20	RUBBER FINGER HOLDER
3	NC13-15-0347	80	RUBBER FINGER
4	NC01-04-0059	40	CARR. BOLT GR2 5/16-18 X 1 1/4
5	NC01-96-0010	40	NYLON NUT HEX. ZINC 5/16-18
6	22-03-0000	20	RUBBER FINGER STOP
7	22-50-0045	2	BEARING COVER
8	NC01-04-0110	8	CARR. BOLT GR2 ZINC 3/8-16 X 1 1/4"
9	NC02-32-0012	8	LOCK WASHER ZINC 3/8"
10	NC02-07-0018	8	HEX. NUT ZINC 3/8-16
11	22-55-0120	2	PILLOW BLOCK BEARING UCF 205-16 Ø 1"
12	01-41-0910	1	KEY
13	03-39-0155	1	PULLEY 2MA40 X 1" KW 1/4" 2SET SREW 5/16-18
14	NC01-17-0058	2	HEX. BOLT GR2 ZINC 5/16-18 X 3/4"



AGRIMETAL	
ROTARY BRUSH	
CREATION : 2016-10-07	ASSEMBLY : 22-57-0040
REVISION : 2022-10-24	AUTHOR : Dessin2

#	PART #	Qty	TITLE
1	22-46-3750	1	GASKET
2	NC13-15-0034	2	RUBBER ABSORBER
3	NC02-32-0011	2	LOCK WASHER ZINC 5/16"
4	NC02-07-0017	2	HEX. NUT 5/16-18

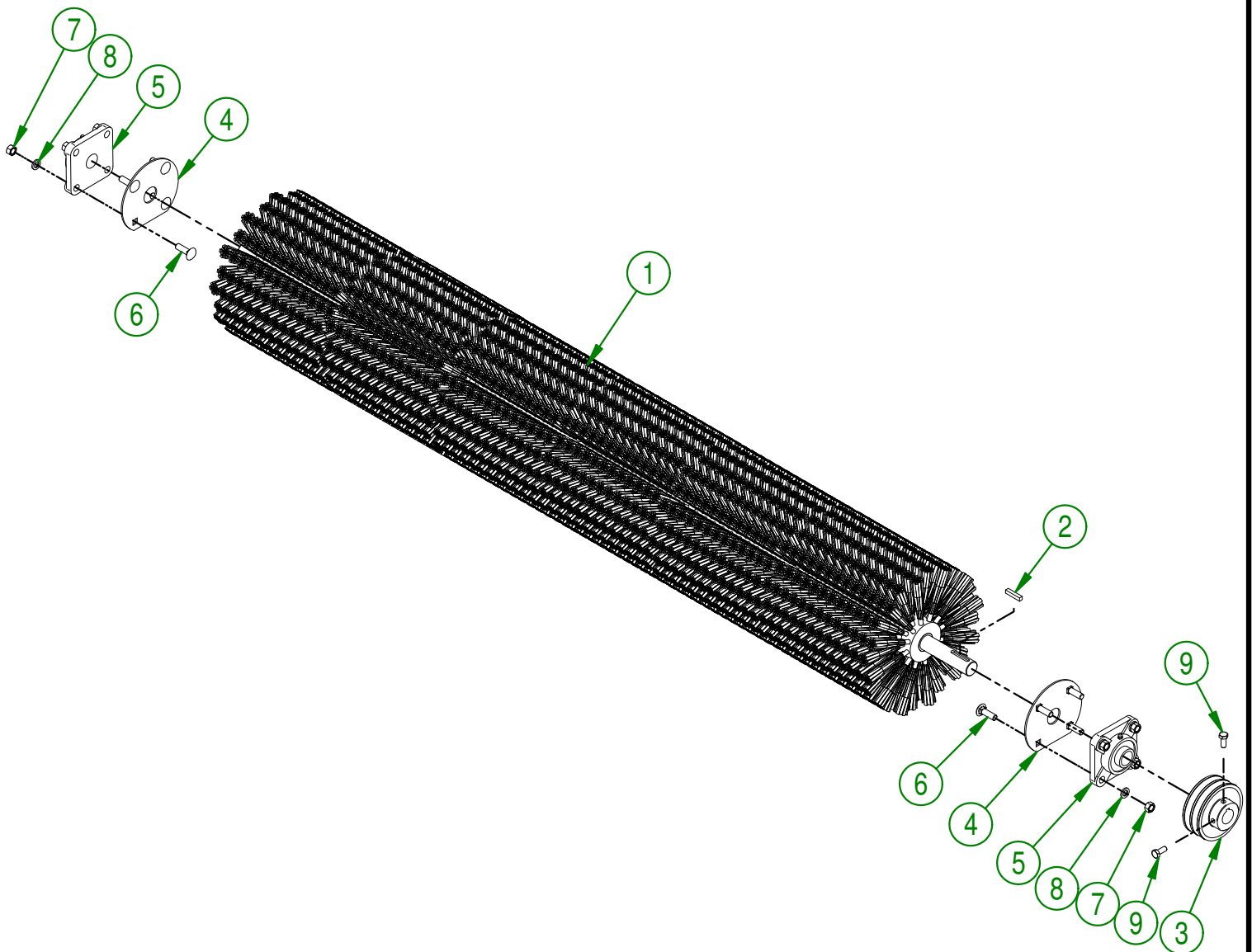
**AGRIMETAL****NYLON BRISTLE ROTARY BRUSH HEAD ASS'Y**

CREATION : 15/11/17
 REVISION : 25/05/18

ASSEMBLY : **22-55-0053**

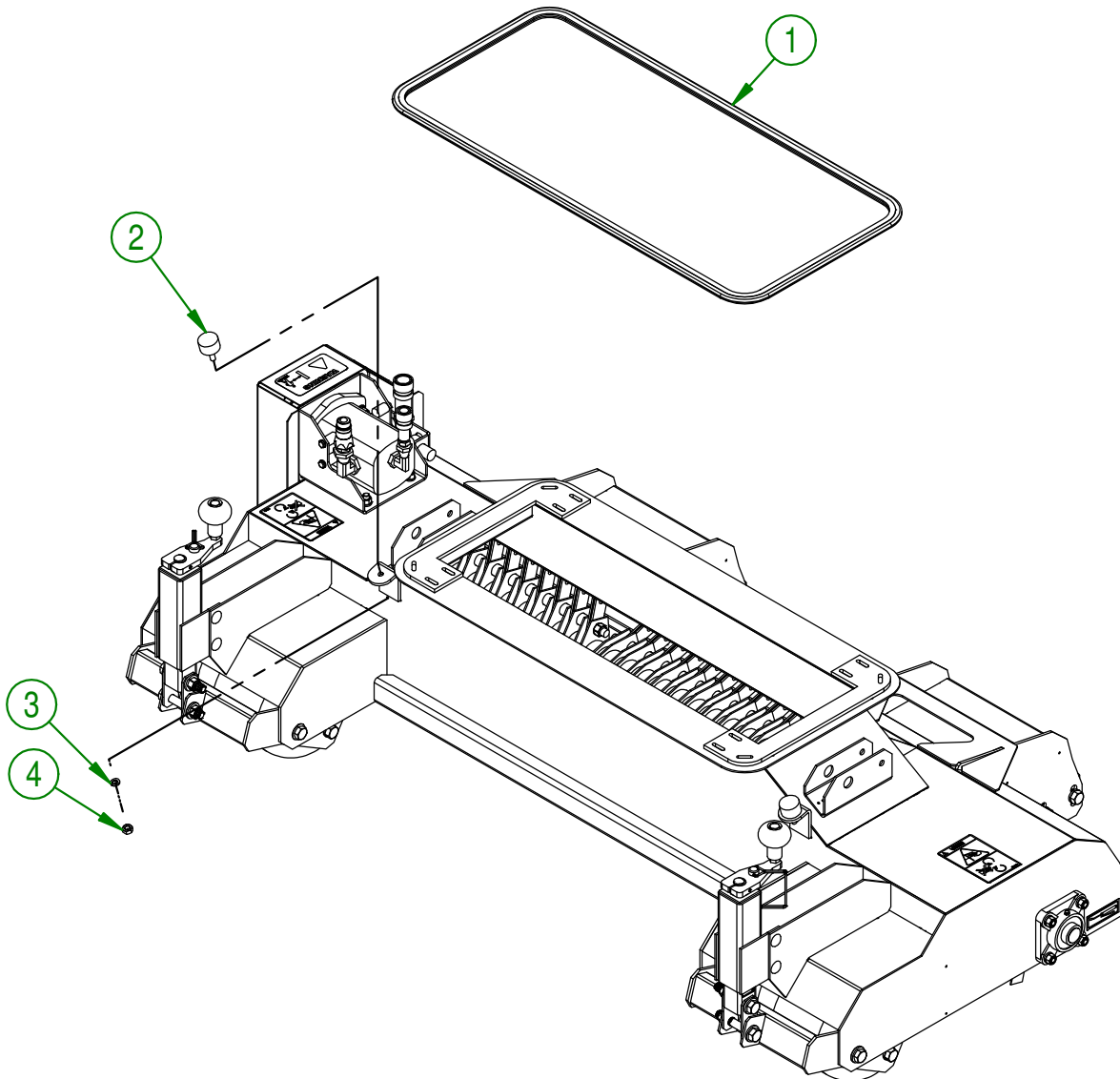
AUTHOR : F.HÉLIE Page 49 de 70

#	PART #	Qty	TITLE
1	NC17-02-0291	1	NYLON BRISTLE BRUSH ASSY
2	01-41-0910	1	KEY
3	03-39-0155	1	PULLEY 2MA40 X 1" KW 1/4" 2SET SREW 5/16-18
4	22-01-7675	2	BEARING PROTECTOR (NYLON BRUSH)
5	22-55-0120	2	PILLOW BLOCK BEARING UCF 205-16 Ø 1"
6	NC01-04-0110	8	CARR. BOLT GR2 ZINC 3/8-16 X 1 1/4"
7	NC02-07-0018	8	HEX. NUT ZINC 3/8-16
8	NC02-32-0012	8	LOCK WASHER ZINC 3/8"
9	NC01-17-0058	2	HEX. BOLT GR2 ZINC 5/16-18 X 3/4"



AGRIMETAL	
ASSEMBLY NYLON BRUSH	
CREATION : 20/09/17	ASSEMBLY : 22-57-0044
REVISION : 16/01/19	AUTHOR : F.HÉLIE Page 50 de 70

#	PART #	Qty	TITLE
1	22-46-3750	1	GASKET
2	NC13-15-0034	2	RUBBER ABSORBER
3	NC02-32-0011	2	LOCK WASHER ZINC 5/16"
4	NC02-07-0017	2	HEX. NUT 5/16-18

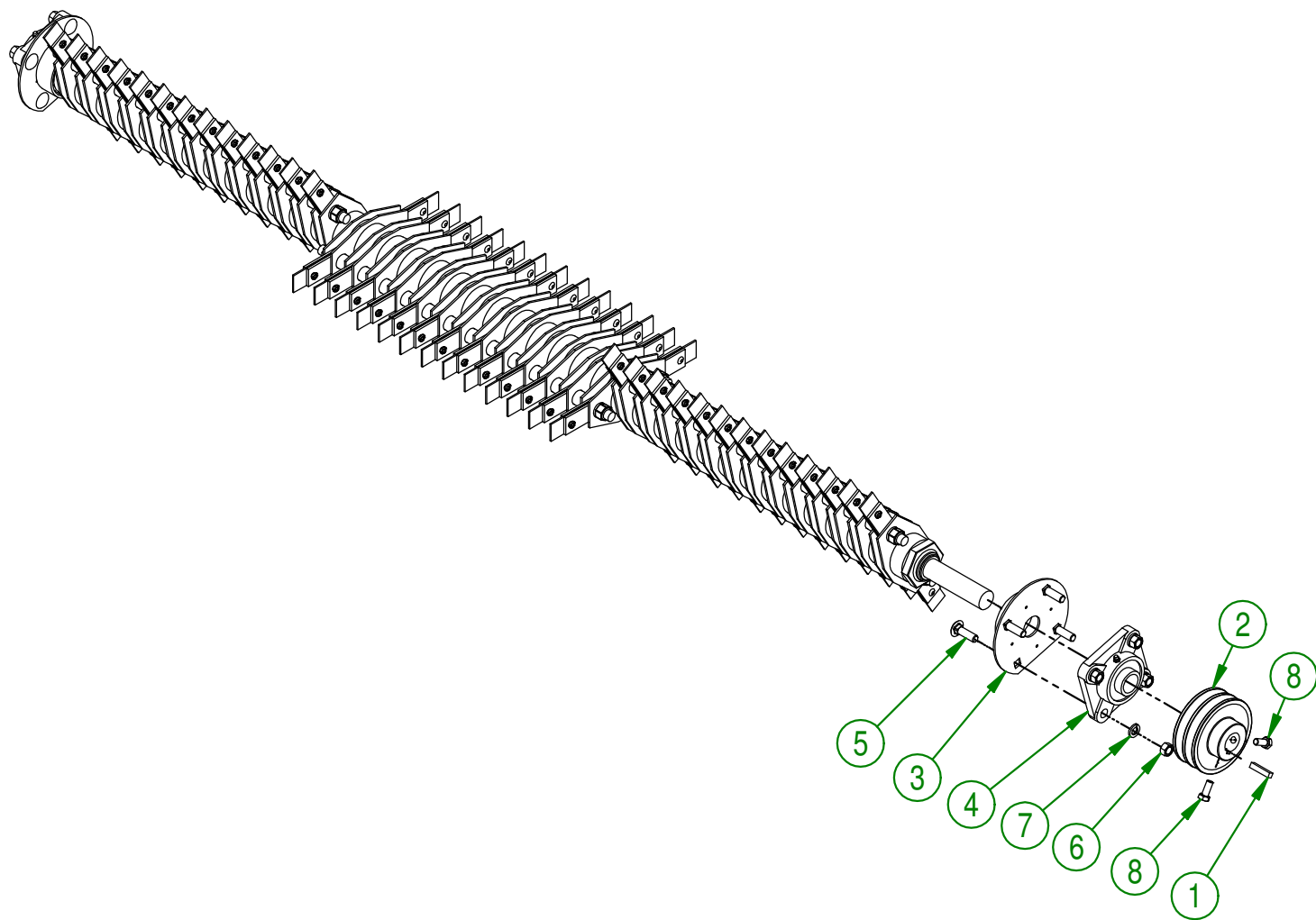
**AGRIMETAL****DETHATCHING HEAD WITH KNIVES SYSTEM ASS'Y**

CREATION : 18/09/17
 REVISION : 10/05/18

ASSEMBLY : **22-55-0051**

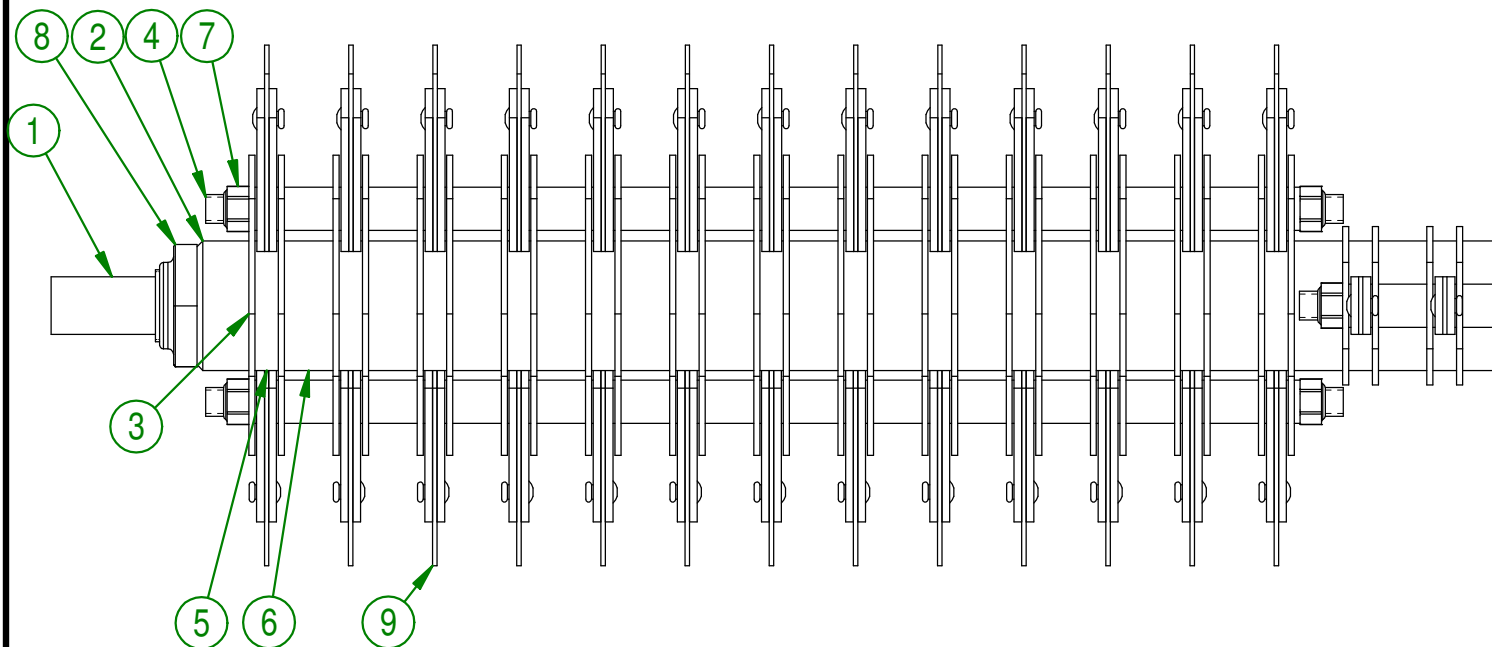
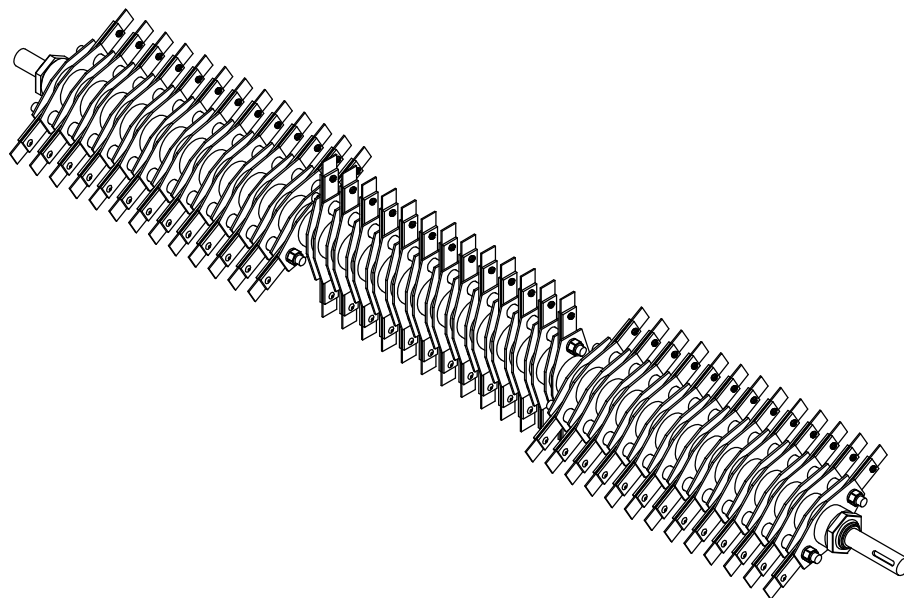
AUTHOR : F.HÉLIE | Page 51 de 70

#	PART #	Qty	TITLE
1	01-41-0910	1	KEY
2	03-39-0155	1	PULLEY 2MA40 X 1" KW 1/4" 2SET SREW 5/16-18
3	22-50-1020	2	BEARING PROTECTOR (HAMMER ROTOR)
4	22-55-0120	2	PILLOW BLOCK BEARING UCF 205-16 Ø 1"
5	NC01-04-0110	8	CARR. BOLT GR2 ZINC 3/8-16 X 1 1/4"
6	NC02-07-0018	8	HEX. NUT ZINC 3/8-16
7	NC02-32-0012	8	LOCK WASHER ZINC 3/8"
8	NC01-17-0058	2	HEX. BOLT GR2 ZINC 5/16-18 X 3/4"

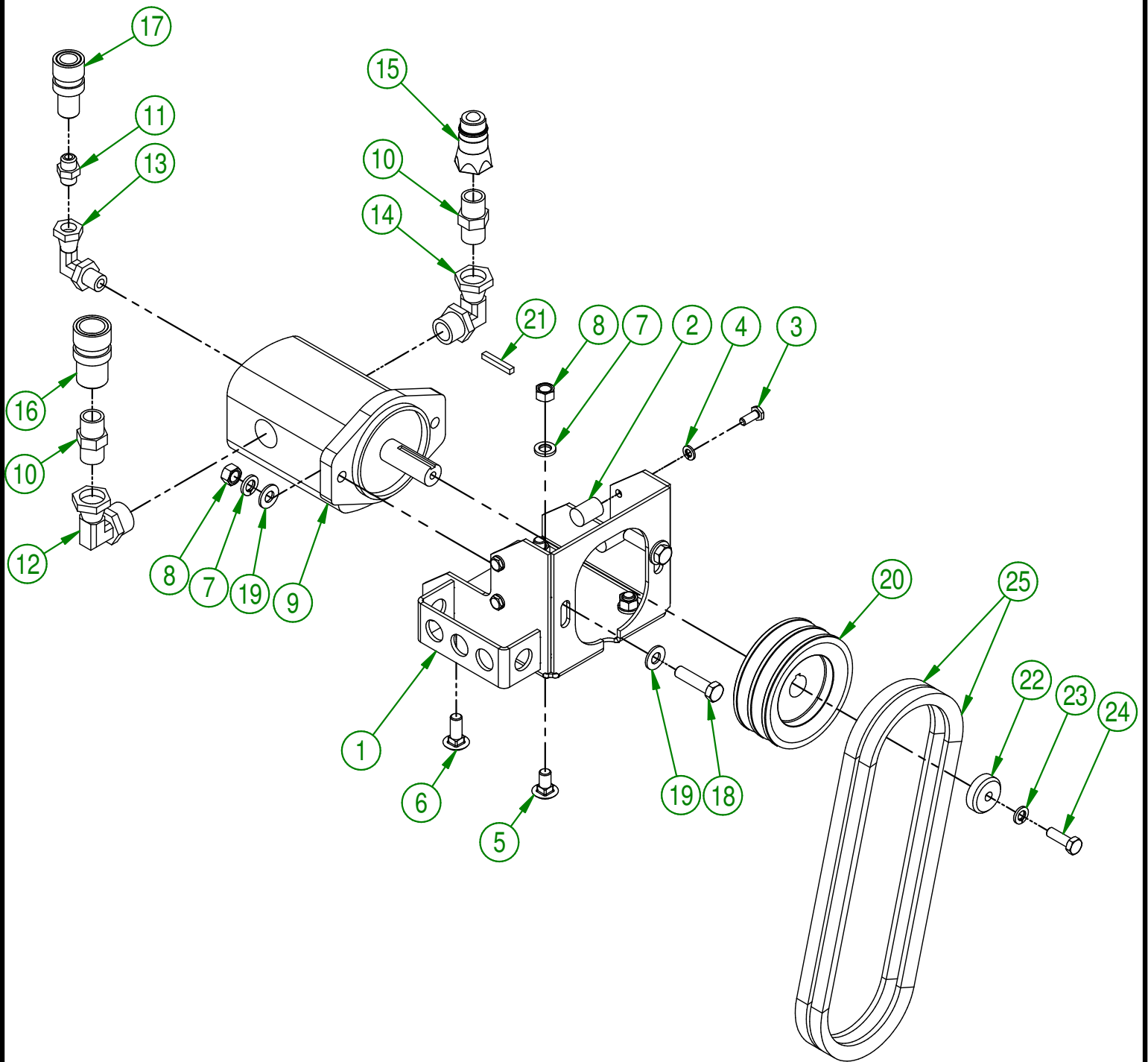


AGRIMETAL	
ASSEMBLY ROTARY BRUSH (HAMMER)	
CREATION : 18/09/17	ASSEMBLY : 22-57-0043
REVISION : 16/01/19	AUTHOR : F.HÉLIE Page 52 de 70

#	PART #	Qty	TITLE
1	22-25-2403	1	ROTOR SHAFT
2	22-09-0805	2	HAMMER SUPPORT SHIM (TIP)
3	22-01-7691	78	HAMMER SUPPORT
4	22-20-0401	6	HAMMER PIVOT
5	22-09-0810	39	HAMMER SUPPORT SHIM
6	22-09-0800	38	HAMMER SUPPORT SHIM
7	NC01-96-0014	12	NYLON-INSERT LOCKNUT ZINC 1/2-13
8	NC01-98-0021	2	HEX. BLOC NUT 1 1/4-18
9	22-55-0355	78	ROTOR HAMMER ASS'Y.



AGRIMETAL	
ROTARY BRUSH (HAMMER) ASS'Y	
CREATION : 20/03/17	ASSEMBLY : 22-55-0019
REVISION : 15/11/17	AUTHOR : F.HÉLIE Page 53 de 70

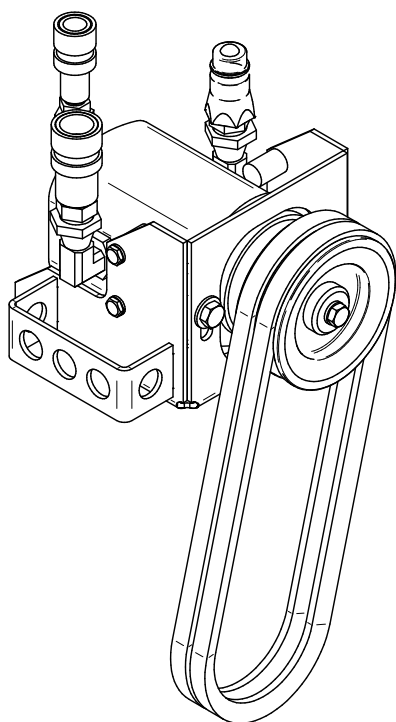


USE THESE PIECES ONLY IF YOUR SERIAL
NUMBER IS AFFECTED:

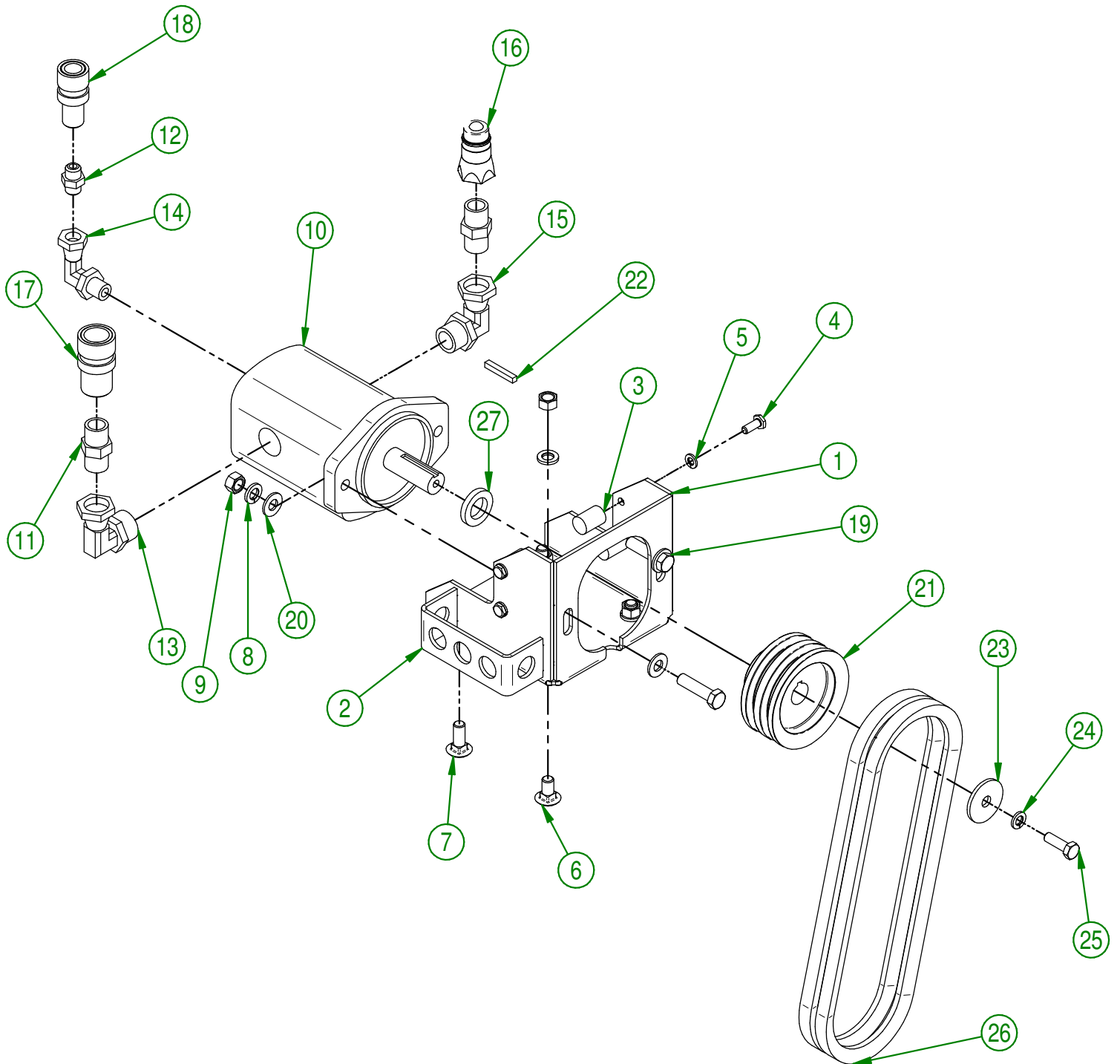
#40420 AND UNDER

AGRIMETAL	
HYDRAULIC MOTOR MOUNT	
CREATION : 07-10-2016	ASSEMBLY : 22-57-0030
REVISION : 27-05-2021	AUTHOR : S.B.

#	PART #	Qty	TITLE
1	22-50-0010	1	HYDRAULIC MOTOR SUPPORT
2	22-21-0030	4	HYDRAULIC MOTOR STOPPER
3	NC01-29-0003	4	HEX. BOLT GR5 ZINC 1/4-28 X 5/8"
4	NC02-32-0010	4	LOCK WASHER ZINC 1/4"
5	NC01-04-0107	2	CARR. BOLT GR2 ZINC 3/8-16 X 3/4"
6	NC01-04-0109	2	CARR. BOLT GR2 ZINC 3/8-16 X 1"
7	NC02-32-0012	6	LOCK WASHER ZINC 3/8"
8	NC02-07-0018	6	HEX. NUT ZINC 3/8-16
9	NC14-45-0022	1	HYDRAULIC MOTOR
10	NC13-45-0029	2	HEX. NIPPLE 1/2 MALE NPT X 1/2 MALE NPT
11	NC13-45-0114	1	HEX. NIPPLE 1/4 MALE NPT X 1/4 MALE NPT
12	NC13-45-0113	1	ELBOW 90° 1 1/16-12 MALE SAE12 O RING X 1/2 FEM. TOUR. NPT
13	NC13-45-0108	1	ELBOW 90° 9/16-18 MALE SAE6 O RING
14	NC13-45-0028	1	ELBOW 90° 7/8-14 MALE SAE O RING X 1/2 FEM NPT
15	NC13-45-0014	1	QUICK COUPLER 1/2-14 NPTF
16	NC13-45-0047	1	QUICK COUPLER FEMALE 1/2-14 NPTF
17	NC13-45-0111	1	QUICK COUPLEUR FEMALE X FEMALE NPTF 1/4-18
18	NC01-17-0116	2	HEX. BOLT GR2 ZINC 3/8-16 X 1 1/2"
19	01-01-2485	4	FLAT WASHER 14 GA X 13/16"OD X 25/64" ID
20	NC14-62-0162	1	2MA40 PULLEY X Ø3/4" KW 3/16" 2SS
21	01-41-0905	1	SQUARE KEY 3/16" X 1 1/4"TL
22	22-21-0020	1	PULLEY RETAINING CAP
23	NC02-32-0011	1	LOCK WASHER ZINC 5/16"
24	NC01-17-0060	1	HEX. BOLT GR2 ZINC 5/16-18 X 1"
25	NC14-25-0254	2	V BELT 1/2 A-27



AGRIMETAL	
HYDRAULIC MOTOR MOUNT	
CREATION : 07-10-2016	ASSEMBLY : 22-57-0030
REVISION : 27-05-2021	AUTHOR : S.B.



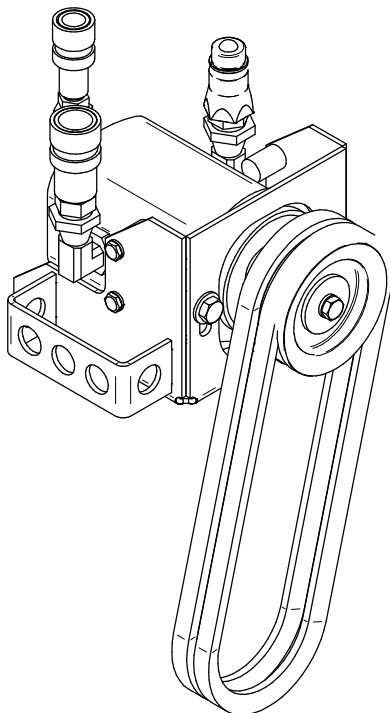
USE THESE PIECES ONLY IF YOUR SERIAL
NUMBER IS AFFECTED:

#40421 AND ABOVE

AGRIMETAL	
HYDRAULIC MOTOR SUPPORT GROUP	
CREATION : 25/05/21	ASSEMBLY : 22-57-0031
REVISION : 09/06/21	AUTHOR : G.HUBERDEAU

22-57-0031

#	PART #	Qty	TITLE
1	22-01-1035	1	HYDRAULIC MOTOR SUPPORT
2	22-01-1030	1	BELT TENSIONER BRACKET
3	22-21-0030	4	HYDRAULIC MOTOR STOPPER
4	NC01-29-0003	4	HEX. BOLT GR5 ZINC 1/4-28 X 5/8"
5	NC02-32-0010	4	LOCK WASHER ZINC 1/4"
6	NC01-04-0107	2	CARR. BOLT GR2 ZINC 3/8-16 X 3/4"
7	NC01-04-0109	2	CARR. BOLT GR2 ZINC 3/8-16 X 1"
8	NC02-32-0012	6	LOCK WASHER ZINC 3/8"
9	NC02-07-0018	6	HEX. NUT ZINC 3/8-16
10	NC14-45-0022	1	HYDRAULIC MOTOR
11	NC13-45-0029	2	HEX. NIPPLE 1/2 MALE NPT X 1/2 MALE NPT
12	NC13-45-0114	1	HEX. NIPPLE 1/4 MALE NPT X 1/4 MALE NPT
13	NC13-45-0113	1	ELBOW 90° 1/16-12 MALE SAE12 O RING X 1/2 FEM. TOUR. NPT
14	NC13-45-0108	1	ELBOW 90° 9/16-18 MALE SAE6 O RING
15	NC13-45-0028	1	ELBOW 90° 7/8-14 MALE SAE O RING X 1/2 FEM NPT
16	NC13-45-0014	1	QUICK COUPLER 1/2-14 NPTF
17	NC13-45-0047	1	QUICK COUPLER FEMALE 1/2-14 NPTF
18	NC13-45-0111	1	QUICK COUPLEUR FEMALE X FEMALE NPTF 1/4-18
19	NC01-17-0116	2	HEX. BOLT GR2 ZINC 3/8-16 X 1 1/2"
20	01-01-2485	4	FLAT WASHER 14 GA X 13/16"OD X 25/64" ID
21	NC14-62-0232	1	2MA35 PULLEY X Ø3/4" KW 3/16" 2SS
22	01-41-0905	1	SQUARE KEY 3/16" X 1 1/4"TL
23	01-33-0010	1	WASHER
24	NC02-32-0011	1	LOCK WASHER ZINC 5/16"
25	NC01-17-0060	1	HEX. BOLT GR2 ZINC 5/16-18 X 1"
26	NC14-25-5371	2	V BELT 1/2 COGGED RAW EDGE AX-26
27	22-09-0000	1	

**AGRIMETAL**

HYDRAULIC MOTOR SUPPORT GROUP

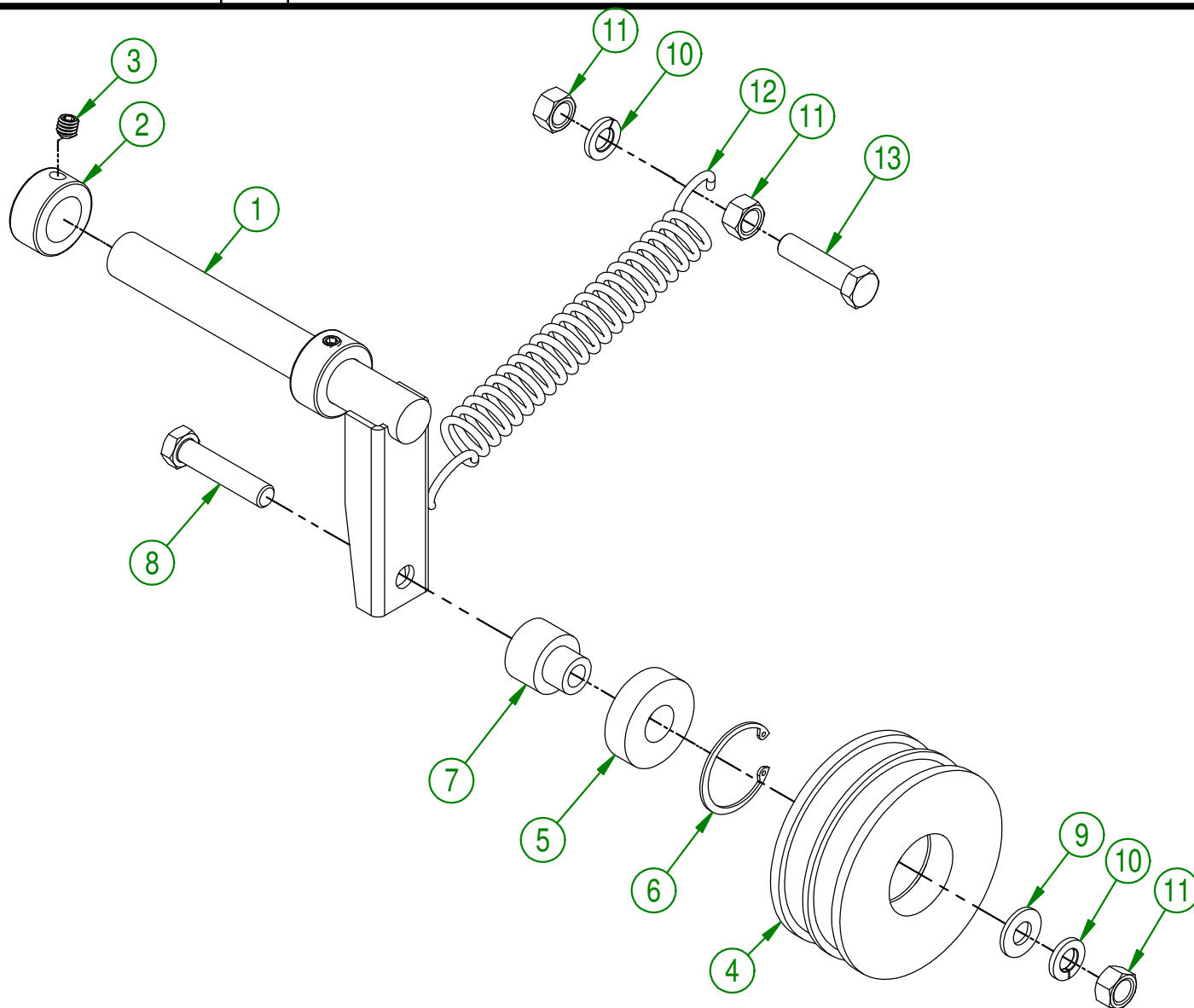
CREATION : 25/05/21

REVISION : 09/06/21

ASSEMBLY : **22-57-0031**

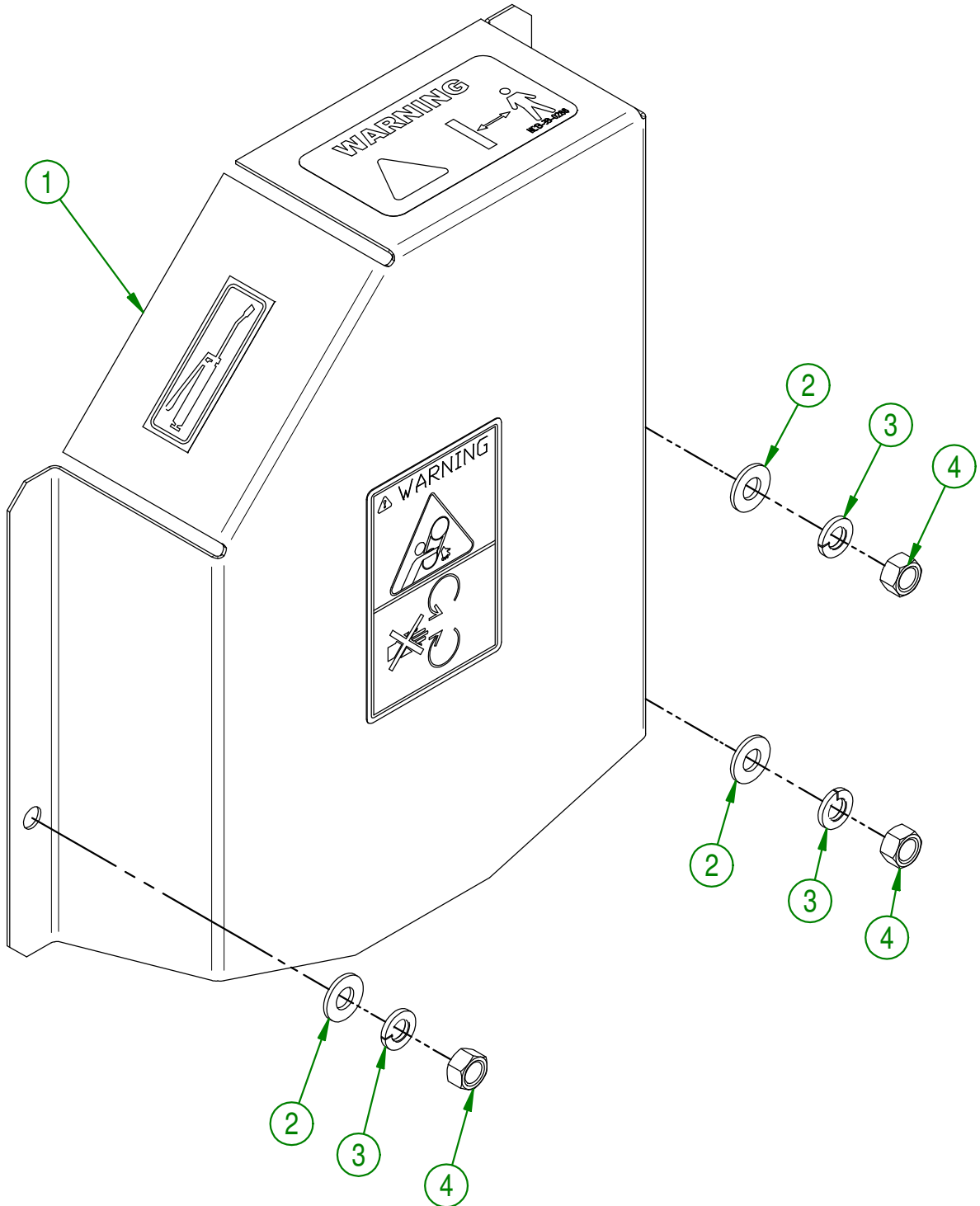
AUTHOR : G.HUBERDEAU

#	PART #	Qty	TITLE
1	22-50-0030	1	BELT TIGHTENER PIVOT
2	22-41-0080	2	TENSION BELT BUSHING
3	NC02-44-0102	2	SOCKET HEAD CAP SCREW 5/16-18 X 5/16"
4	22-21-0005	1	TENSION PULLEY
5	NC14-75-0068	1	BALL BEARING 99502H
6	NC01-64-0142	1	SNAP RING HOLE I 3/8"
7	22-21-0025	1	IDLER PULLEY BUSHING
8	NC01-17-0117	1	HEX. BOLT GR2 ZINC 3/8-16 X I 3/4"
9	01-01-2485	1	FLAT WASHER
10	NC02-32-0012	2	LOCK WASHER ZINC 3/8"
11	NC02-07-0018	3	HEX. NUT ZINC 3/8-16
12	NC13-85-0008	1	GALVANISED SPRING
13	NC01-17-0116	1	HEX. BOLT GR2 ZINC 3/8-16 X I 1/2"



AGRIMETAL	
BELT TENSIONNEUR	
CREATION : 2016-10-07	ASSEMBLY : 22-57-0045
REVISION : 2018-05-04	AUTHOR : S.B. Page 56 de 70

#	PART #	Qty	TITLE
1	22-57-0680	1	BELT GUARD (STICKER INCLUDED)
2	01-01-2485	3	FLAT WASHER
3	NC02-32-0012	3	LOCK WASHER ZINC 3/8"
4	NC02-07-0018	3	HEX. NUT ZINC 3/8-16



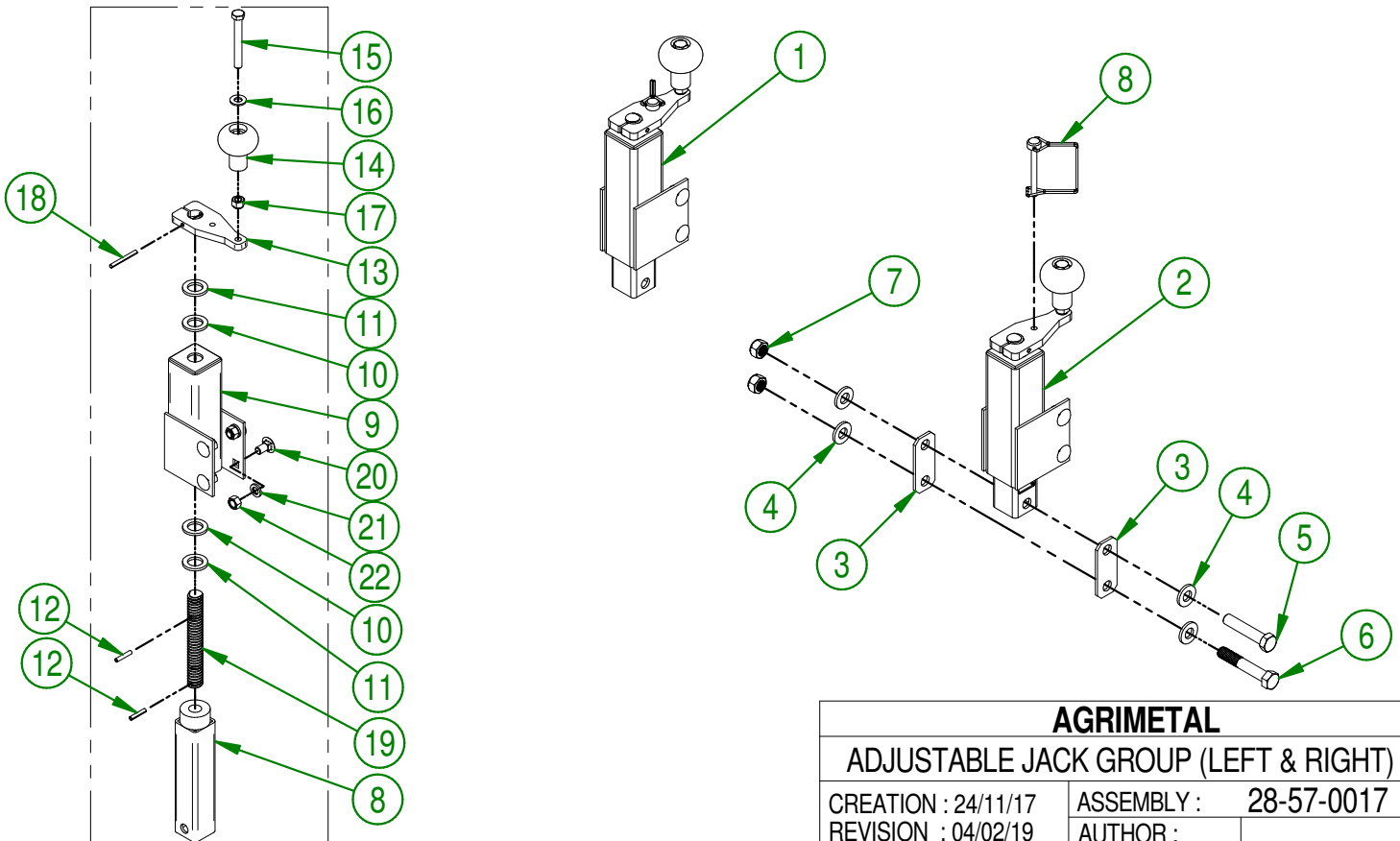
AGRIMETAL		
BELT GUARD GROUP		
CREATION : 2016-10-19	ASSEMBLY :	22-57-0037
REVISION : 2018-05-04	AUTHOR : S.B.	Page 57 de 70

28-57-0017

#	PART #	Qty	TITLE
1	28-57-0015	1	ADJUSTABLE JACK GROUP (LEFT)
2	28-57-0016	1	ADJUSTABLE JACK GROUP (RIGHT)
3	28-01-1035	4	UNION BRACKET
4	NC02-25-0011	8	WASHER SAE ZINC 17/32 ID
5	NC01-17-0253	2	HEX. BOLT GR2 ZINC 1/2-13 X 2 1/2"
6	NC01-17-0255	2	HEX. BOLT GR2 ZINC 1/2-13 X 3"
7	NC01-93-0014	4	LOCK NUT ZINC 1/2-13
8	NC01-69-1300	2	LOCKING PIN 1/4" DIA. X 2 1/2" GRIP X 1 5/8" H AC ZINC

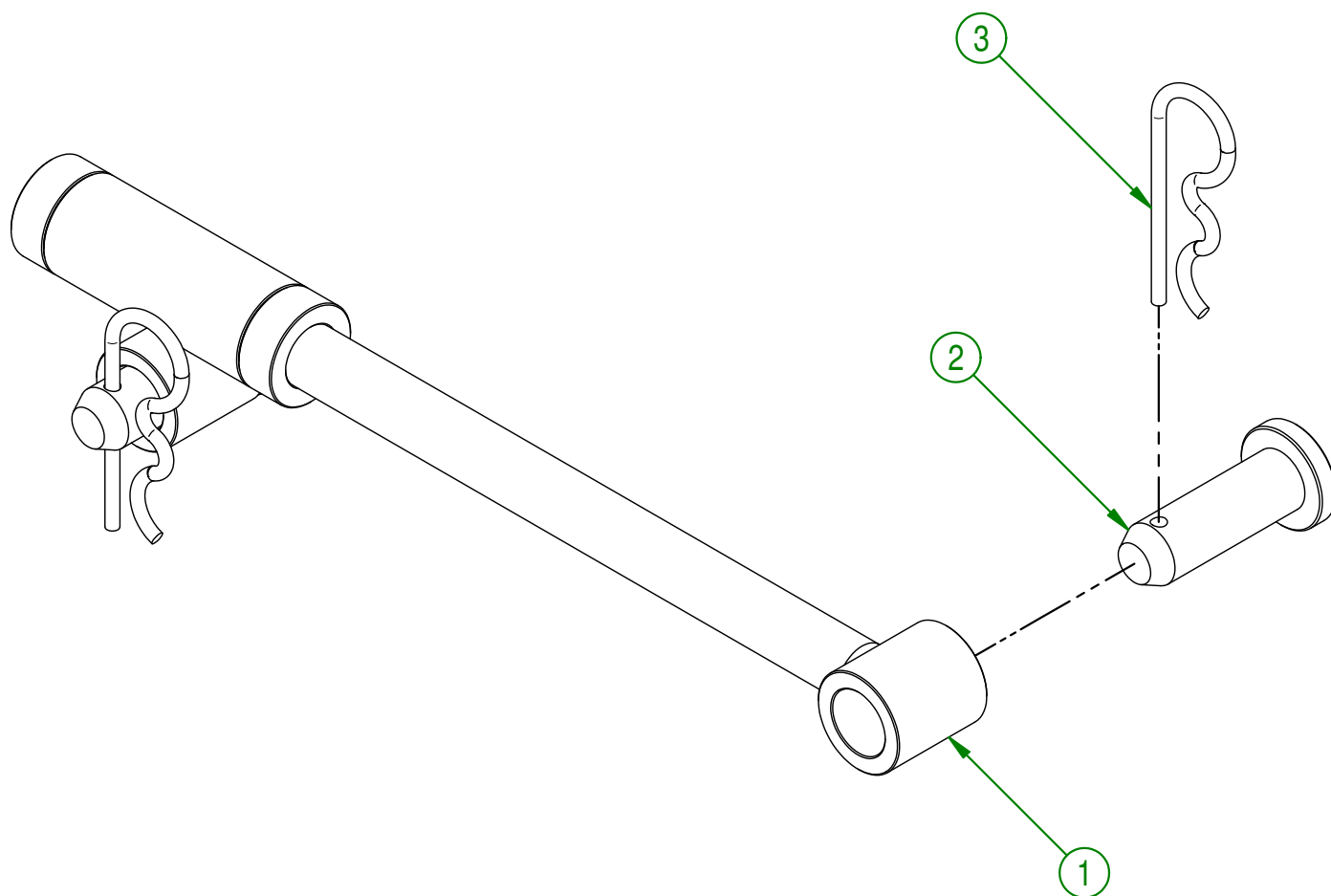
28-57-0015 / 28-57-0016

#	PART #	Qty	TITLE
8	28-50-0070	1	MANUAL ACTUATOR MOBILE SQUARE TUBE
9	28-50-0075	1	MANUAL ACTUATOR FIXED TUBE
10	28-42-0105	2	TRUST WASHER
11	01-33-0035	2	FLAT WASHER Ø 1 1/4" X Ø 49/64" X 10 GA.
12	NC01-69-0419	2	SPRING TIGHTENER PIN ZINC 3/16 XI"
13	28-04-0600	1	ROTATING PLATE (MANUAL ACTUATOR)
14	NC17-46-0018	1	HANDLE KNOB
15	NC01-17-0122	1	HEX. BOLT GR2 ZINC 3/8-16 X 3"
16	01-01-2485	1	FLAT WASHER 14 GA X 13/16"OD X 25/64" ID
17	NC01-96-0011	1	NYLON NUT 3/8-16
18	NC01-69-0429	1	SPRING PIN ZINC 3/16" X 1 3/4"
19	28-31-1150	1	MANUAL ACTUATOR ACME ROD
20	NC01-04-0107	4	CARR. BOLT GR2 ZINC 3/8-16 X 3/4"
21	NC02-32-0012	4	LOCK WASHER ZINC 3/8"
22	NC02-07-0018	4	HEX. NUT ZINC 3/8-16



AGRIMETAL	
ADJUSTABLE JACK GROUP (LEFT & RIGHT)	
CREATION : 24/11/17	ASSEMBLY : 28-57-0017
REVISION : 04/02/19	AUTHOR :

#	PART #	Qty	TITLE
1	22-50-0015	1	TRACTION ARM (PTO & GAS)
2	22-13-1600	2	ATTACHMENT ARM PIN
3	NC01-63-0026	2	COTTER PIN ZC 5/32" X 3"



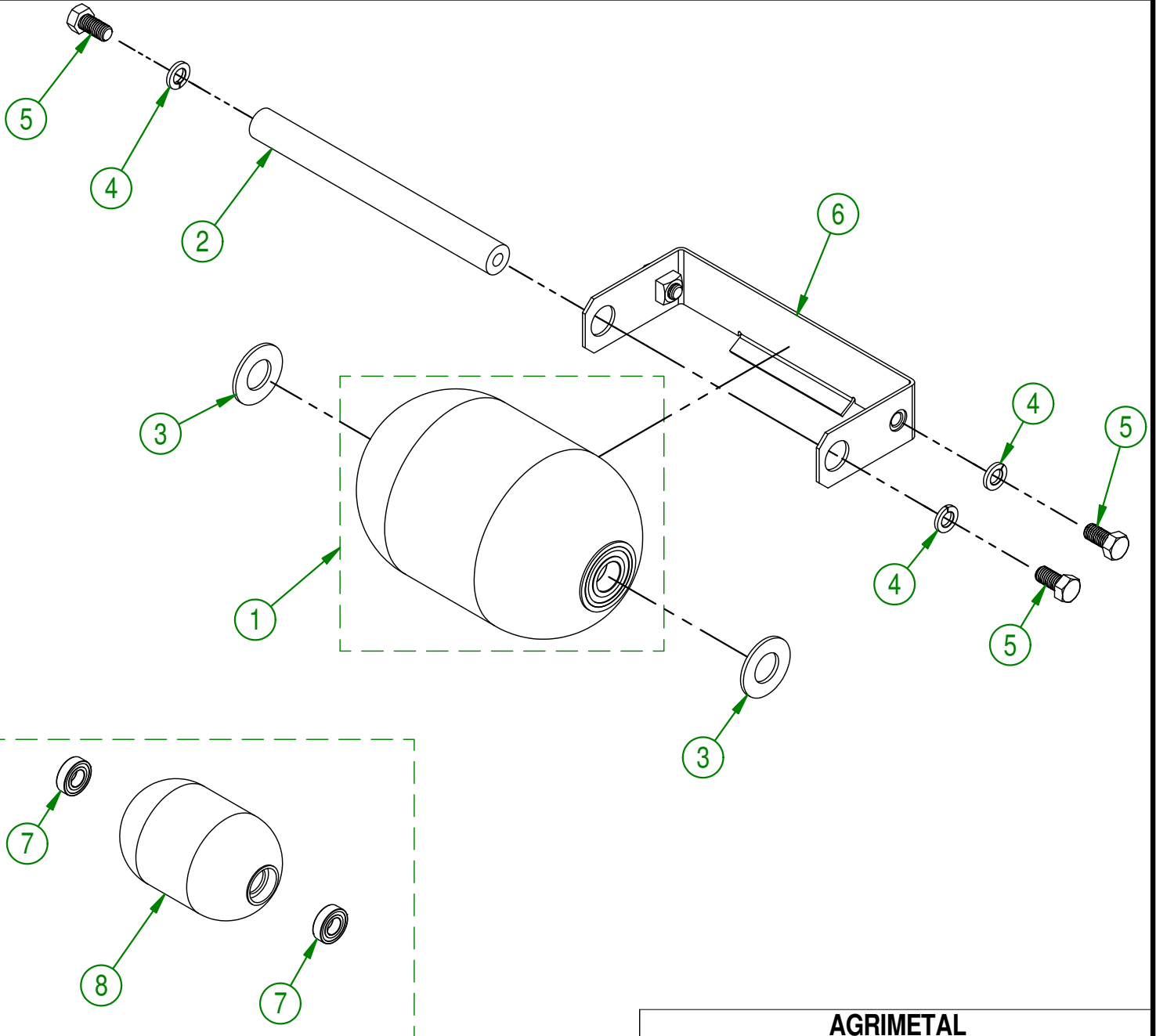
AGRIMETAL	
PICK UP HEAD ARM	
CREATION : 17/11/17	ASSEMBLY : 22-57-0195
REVISION : 14/11/18	AUTHOR : F.HÉLIE Page 59 de 70

22-57-0270

#	PART #	Qty	TITLE
1	22-55-0360	1	ROLLER Ø 6"
2	22-13-1430	1	REAR ROLLER SHAFT
3	28-42-0120	2	SPACER
4	NC02-32-0014	4	LOCK WASHER ZINC 1/2"
5	NC01-17-0247	4	HEX. BOLT GR2 ZINC 1/2-13 X 1"
6	22-50-0190	1	ROLLER SCRAPER

22-55-0360

#	PART #	Qty	TITLE
7	NC14-75-0070	2	6205-2RS BEARING
8	22-46-0000	1	ROLLER



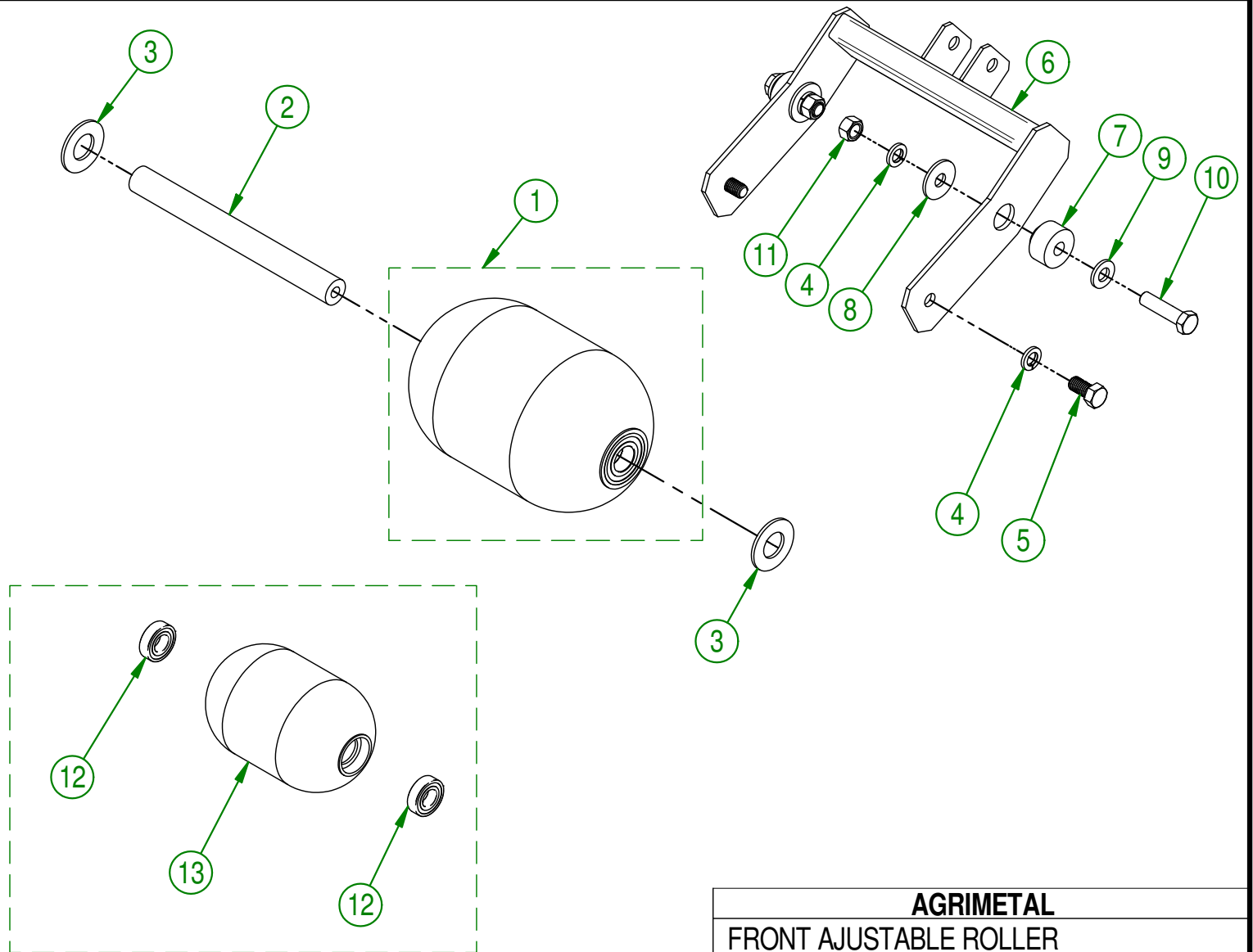
AGRIMETAL		
REAR ROLLER GROUP		
CREATION : 07-10-2016	ASSEMBLY :	22-57-0270
REVISION : 01-02-2019	AUTHOR :	Page 60 de 70

22-57-0280

#	PART #	Qty	TITLE
1	22-55-0360	1	ROLLER Ø 6"
2	22-13-1425	1	FRONT ROLLER SHAFT
3	28-42-0120	2	SPACER
4	NC02-32-0014	4	LOCK WASHER ZINC 1/2"
5	NC01-17-0247	2	HEX. BOLT GR2 ZINC 1/2-13 X 1"
6	22-50-0180	1	ROLL HOLDER ADJUSTABLE
7	28-13-2040	2	PIVOT ROLLER
8	01-01-1660	2	WASHER SPACER
9	NC02-25-0011	2	WASHER SAE ZINC 17/32 ID
10	NC01-17-0251	2	HEX. BOLT GR2 ZINC 1/2-13 X 2"
11	NC02-07-0020	2	HEX. NUT ZINC 1/2-13

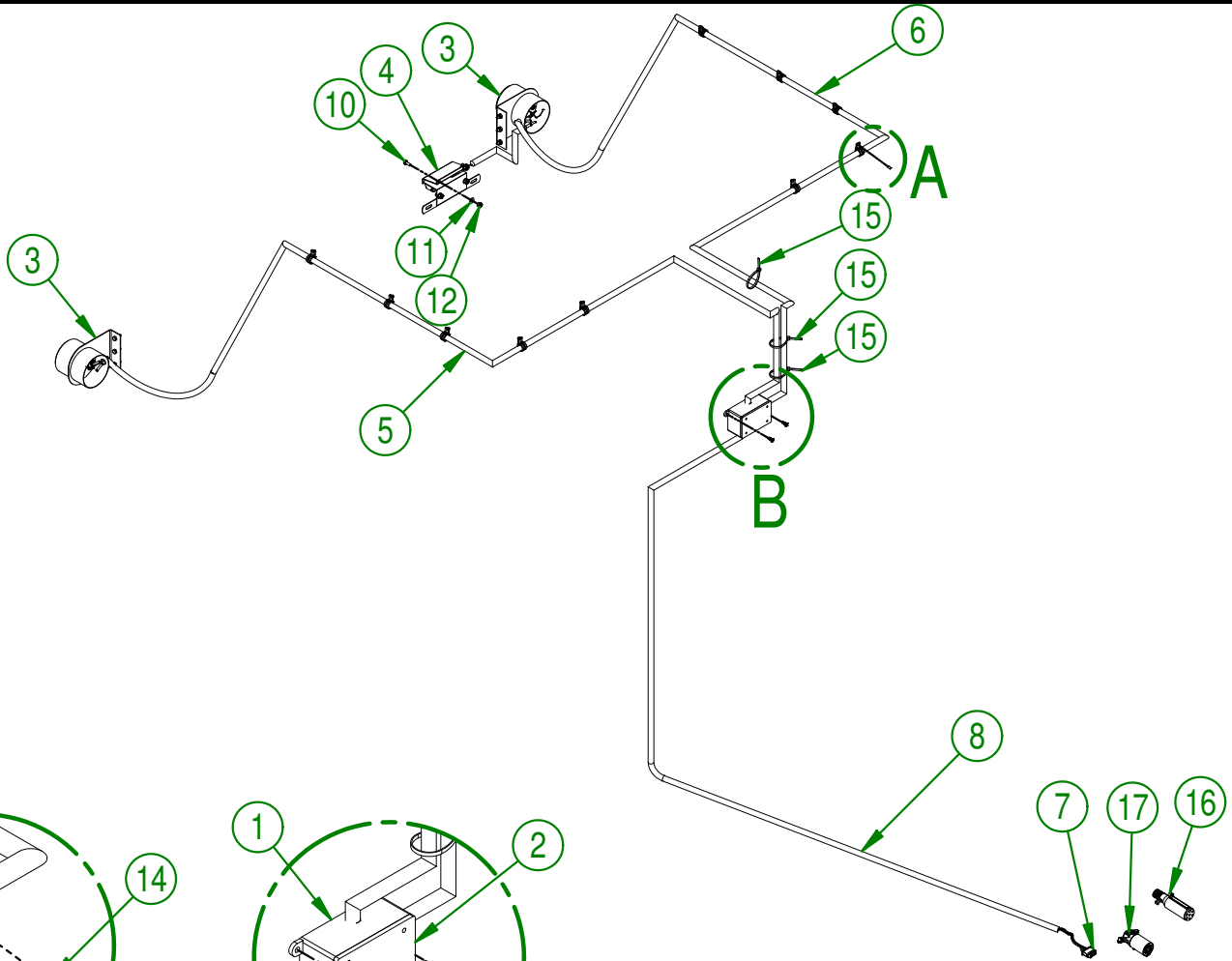
22-55-0360

#	PART #	Qty	TITLE
12	NC14-75-0070	2	6205-2RS BEARING
13	22-46-0000	1	ROLLER



AGRIMETAL		
FRONT AJUSTABLE ROLLER		
CREATION : 07-10-2016	ASSEMBLY :	22-57-0280
REVISION : 15-11-2018	AUTHOR :	Page 61 de 70

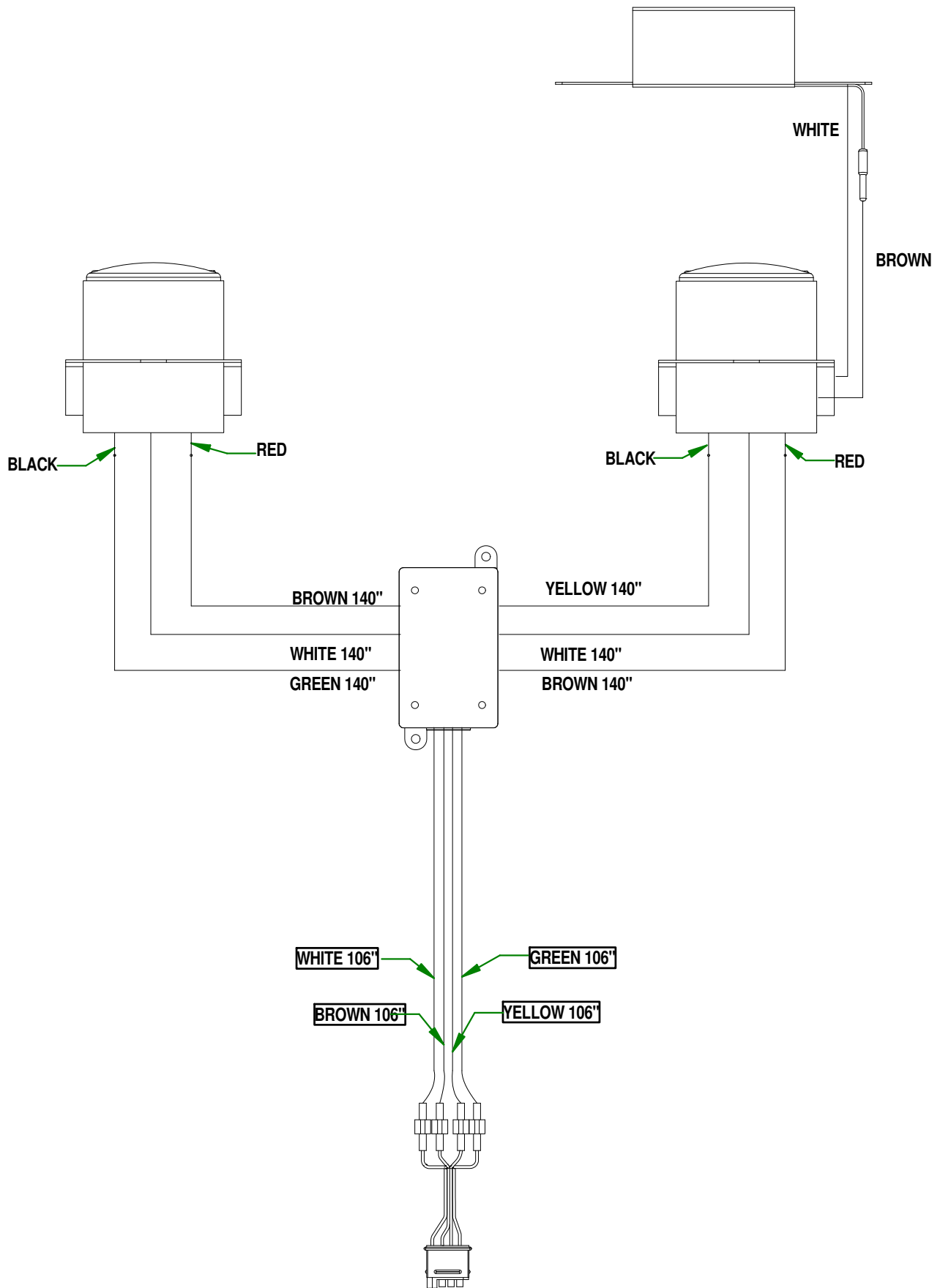
#	PART #	Qty	TITLE
1	NCI3-25-0284	1	KRALOY TERMINAL BOX 2" X 2 13/16" X 4 9/16"
2	NCI3-25-0285	1	KRALOY BOX COVER 2 13/16" X 4 9/16"
3	16-55-0290	2	LIGHT SUPPORT ASSY
4	NCI3-25-0278	1	FIXING LIGHT REGISTRATION PLATE
5	22-55-0210	1	ASSEMBLY TRAILER CABLE CONNECTION 3 SPRIGS (RIGHT)
6	22-55-0215	1	ASSEMBLY TRAILER CABLE CONNECTION 3 PRIGS. (LEFT)
7	16-55-0043	1	TRAILER CONNECTION 4 SPRIGS
8	22-55-0220	1	ASSEMBLY TRAILER CABLE CONNECTION 4 SPRIGS
9	NC02-42-0086	2	SQUARE DRIVE SCREW #12 X 3/4"
10	NC01-17-0003	4	HEX. BOLT GR2 ZINC 1/4-20 X 5/8"
11	NC02-25-0007	4	WASHER ZINC 0.281 = 9/32
12	NC01-96-0009	4	NYLON-INSERT LOCKNUT ZINC 1/4-20
13	NCI3-25-0110	10	SNUG-FIT DAMPING LOOP CLAMP
14	NC01-78-0016	10	ALUMINIUM BLIND POP RIVET STEEL MANDREL 0.187 X 0.690
15	NCI3-25-0245	3	BLACK TIE RAP
16	NCI3-25-0388	1	TRAILER 7 WAY ROUND CONNECTOR WITH SPRING (OPTION)
17	NCI3-25-0381	1	TRAILER 7 FLAT WAY ROUND CONNECTOR (OPTION)



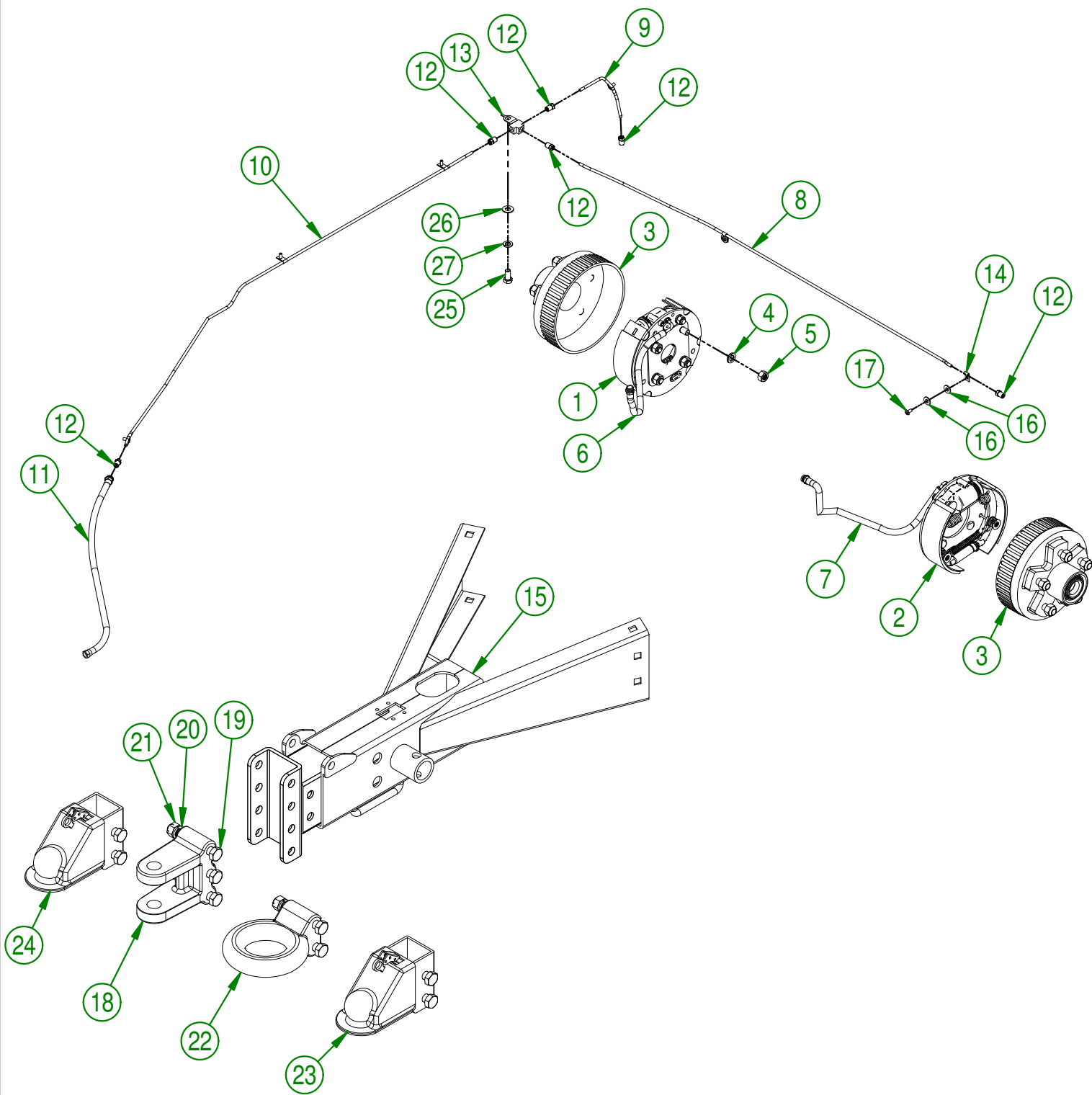
DETAIL A

DETAIL B

AGRIMETAL	
STOP AND TURN LIGHT KIT (OPTION)	
CREATION : 04/10/17	ASSEMBLY : 22-55-0205
REVISION : 06/04/18	AUTHOR : F.HÉLIE Page 62 de 70

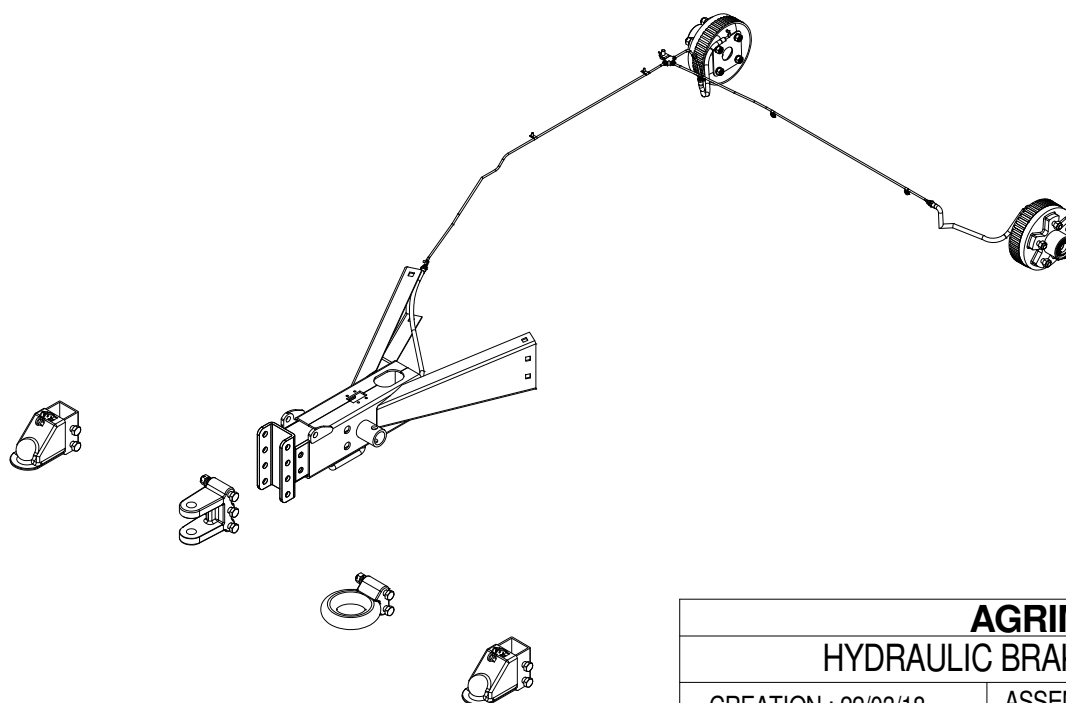


AGRIMETAL	
STOP AND TURN LIGHT KIT (OPTION)	
CREATION : 04/10/17	ASSEMBLY : 22-55-0205
REVISION : 06/04/18	AUTHOR : F.HÉLIE Page 63 de 70

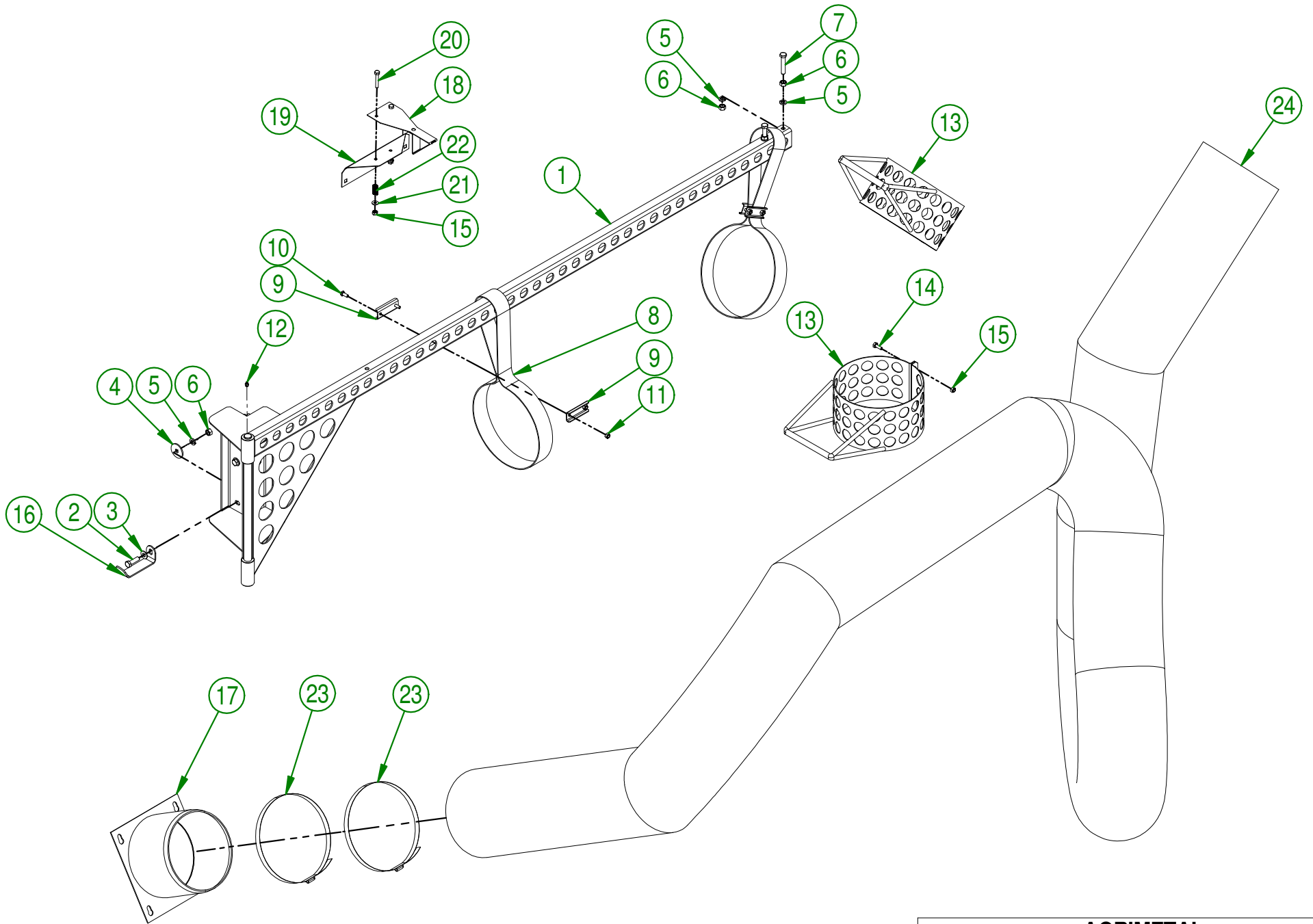


AGRIMETAL	
HYDRAULIC BRAKE KIT (OPTION)	
CREATION : 22/03/18	ASSEMBLY : 22-57-0295
REVISION : 04/05/18	AUTHOR : F.HÉLIE Page 64 de 70

#	PART #	Qty	TITLE
1	NC14-70-0634	1	BRAKE 7" X 1 3/4" UNI 2.5K RH
2	NC14-70-0635	1	BRAKE 7" X 1 3/4" UNI 2.5K LH
3	NC14-70-0638	2	HUB/DRUM KIT 5/4.5 HYD.
4	NC14-70-0637	8	LOCK WASHER ZINC 0.4375 = 7/16
5	NC14-70-0636	8	HEX NUT 7/16" NF
6	NC14-70-0640	1	(BRAKE) FLEXIBLE HOSE 18"
7	NC14-70-0640	1	(BRAKE) FLEXIBLE HOSE 18"
8	22-55-0645	1	RIGID BRAKE LINE 3/16" X 35" LG.
9	22-55-0650	1	RIGID BRAKE LINE 3/16" X 7" LG.
10	22-55-0655	1	RIGID BRAKE LINE 3/16" X 44" LG.
11	NC14-70-0624	1	FLEXIBLE HOSE 18"
12	NC14-70-0623	6	BOLT FOR RIGID HOSE 3/16"
13	NC14-70-0630	1	T UNION 3/16" WITH BRACKET (3XKIT MV)
14	NC13-25-0391	6	LOOP CLAMPS
15	22-55-0640	1	ACTIVATOR 10 & ADJUSTABLE SUPPORT (OPTION)
16	NC02-25-0007	4	WASHER ZINC 0.281 = 9/32
17	NC01-78-0015	6	RIVET 3/16"
18	NC13-80-0241	1	ADJUSTABLE 1" CLEVIS (3 HOLES)
19	NC01-33-0406	9	HEX. BOLT GR8 ZINC 5/8-11 X 4 1/2" LG
20	NC02-32-0016	9	LOCK WASHER ZINC 5/8"
21	NC02-07-0022	9	HEX. NUT ZINC 5/8-11
22	NC14-70-0601	1	ADJUSTABLE 3" LUNETTE RING (2 HOLES)
23	NC14-70-0620	1	ADJUSTABLE 2" BALL COUPLER
24	NC14-70-0602	1	ADJUSTABLE 2-5/16" BALL COUPLER (2 HOLES)
25	NC01-17-0112	1	HEX. BOLT GR2 ZINC 3/8-16 X 3/4"
26	01-01-2485	1	FLAT WASHER 14 GA X 13/16"OD X 25/64" ID
27	NC02-32-0012	1	LOCK WASHER ZINC 3/8"

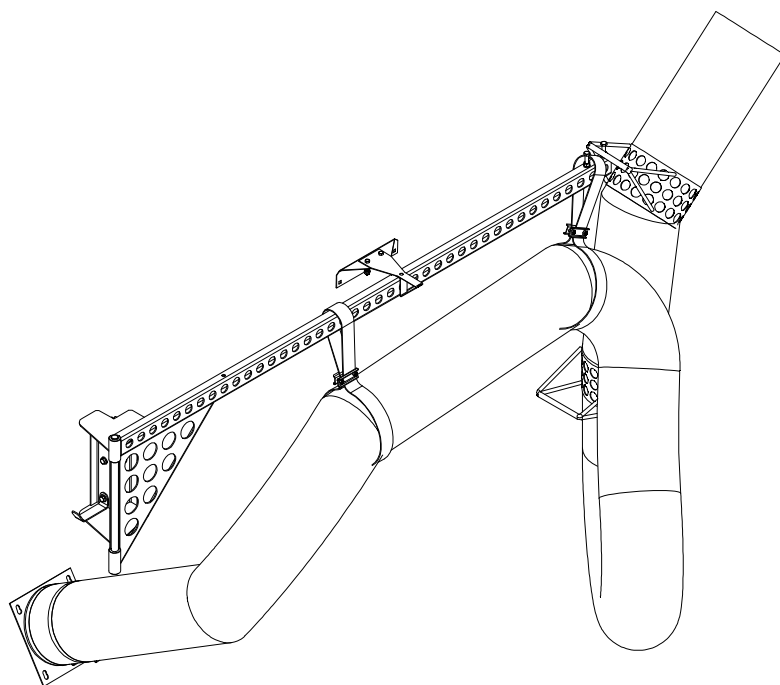


AGRIMETAL	
HYDRAULIC BRAKE KIT (OPTION)	
CREATION : 22/03/18	ASSEMBLY : 22-57-0295
REVISION : 04/05/18	AUTHOR : F.HÉLIE Page 65 de 70



AGRIMETAL		
HOSE KIT (OPTION)		
CREATION : 2017-10-06	ASSEMBLY :	22-57-0250
REVISION : 2018-05-04	AUTHOR :	Page 66 de 70

#	PART #	Qty	TITLE
1	16-50-0120	1	FLEXIBLE HOSE SUPPORT
2	NC01-17-0115	6	HEX. BOLT GR2 ZINC 3/8-16 X 1 1/4"
3	01-01-2485	6	FLAT WASHER
4	01-33-0010	6	WASHER
5	NC02-32-0012	10	LOCK WASHER ZINC 3/8"
6	NC02-07-0018	10	HEX. NUT ZINC 3/8-16
7	NC01-17-0118	2	HEX. BOLT GR2 ZINC 3/8-16 X 2"
8	22-41-4000	2	YELLOW STRAP ONLY
9	16-01-2650	4	STRAP SECURING
10	NC01-29-0003	4	HEX. BOLT GR5 ZINC 1/4-28 X 5/8"
11	NC01-97-0004	4	NYLON-INSERT LOCKNUT ZINC 1/4-28
12	NC01-69-0785	2	STRAIGHT GREASE FITTING 1/4-28
13	16-50-0125	2	OPT. VACUUM PIPE HANDLE
14	NC01-17-0004	6	HEX. BOLT GR2 ZINC 1/4-20 X 3/4"
15	NC01-96-0009	8	NYLON-INSERT LOCKNUT ZINC 1/4-20
16	22-01-1540	1	FLEXIBLE HOSE HANDLE HOOK
17	22-50-0160	1	HOSE ADAPTOR 8" DIA.
18	22-50-0070	1	HOSE SUPPORT LOCK
19	22-01-3120	1	HOSE SUPPORT LOCK BRACKET
20	NC01-17-0008	2	HEX. BOLT GR2 ZINC 1/4-20 X 1 1/2"
21	NC02-25-0007	2	WASHER ZINC 0.281 = 9/32
22	NC13-85-0027	2	COMPRESSION SPRING .500" DIA. X 1 3/4" LG.
23	NC01-65-0077	2	HOSE CLAMPS (HS128)
24	NC13-40-0008	1	FLEXIBLE VACUUM TUBE 8" DIA. X 192" LG.



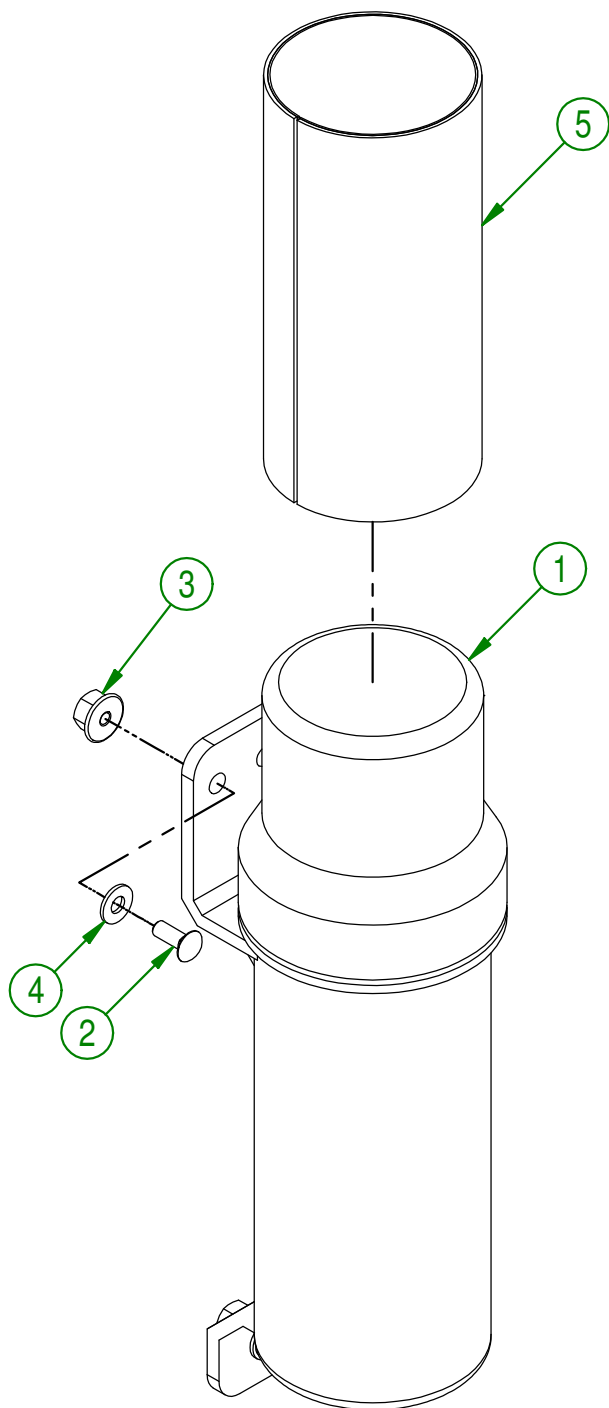
AGRIMETAL
HOSE KIT (OPTION)

CREATION : 06/10/17
REVISION : 04/05/18

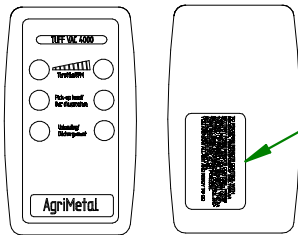
ASSEMBLY : **22-57-0250**

AUTHOR : F.HÉLIE Page 67 de 70


#	PART #	Qty	TITLE
1	NC13-30-0237	1	PLASTIC TUBE FOR OPERATOR'S MANUAL
2	NC01-04-0002	3	CARR. BOLT GR2 ZINC 1/4-20 X 5/8"
3	NC02-14-0017	3	FLANGED NUT GR. B 1/4-20
4	NC02-25-0007	3	WASHER ZINC 0.281 = 9/32
5	22-98-0530	1	OPERATION MANUAL



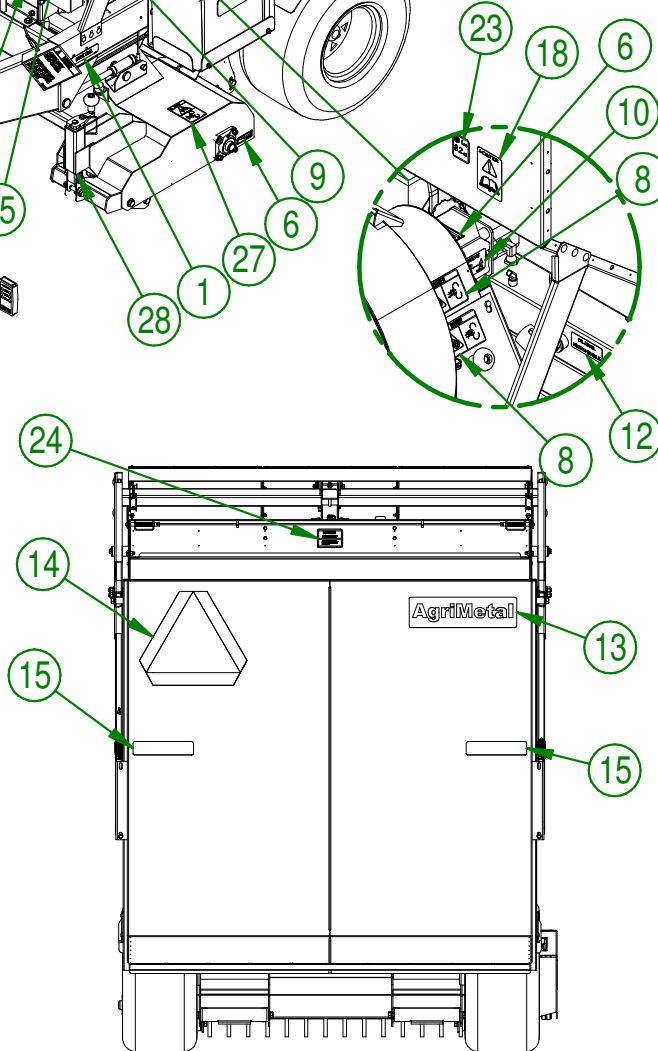
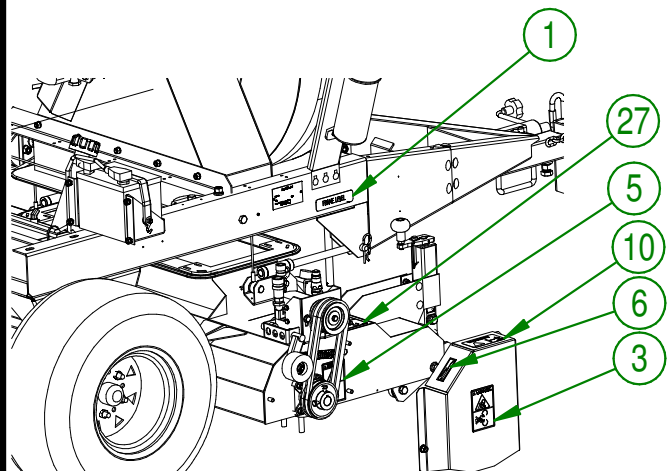
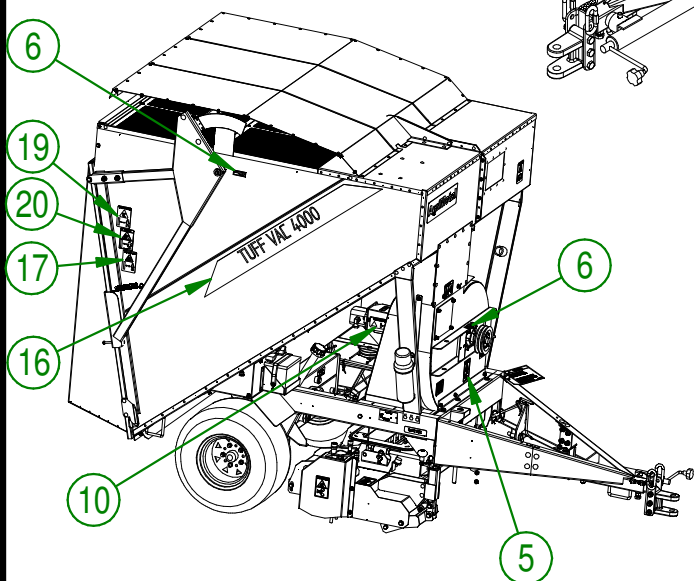
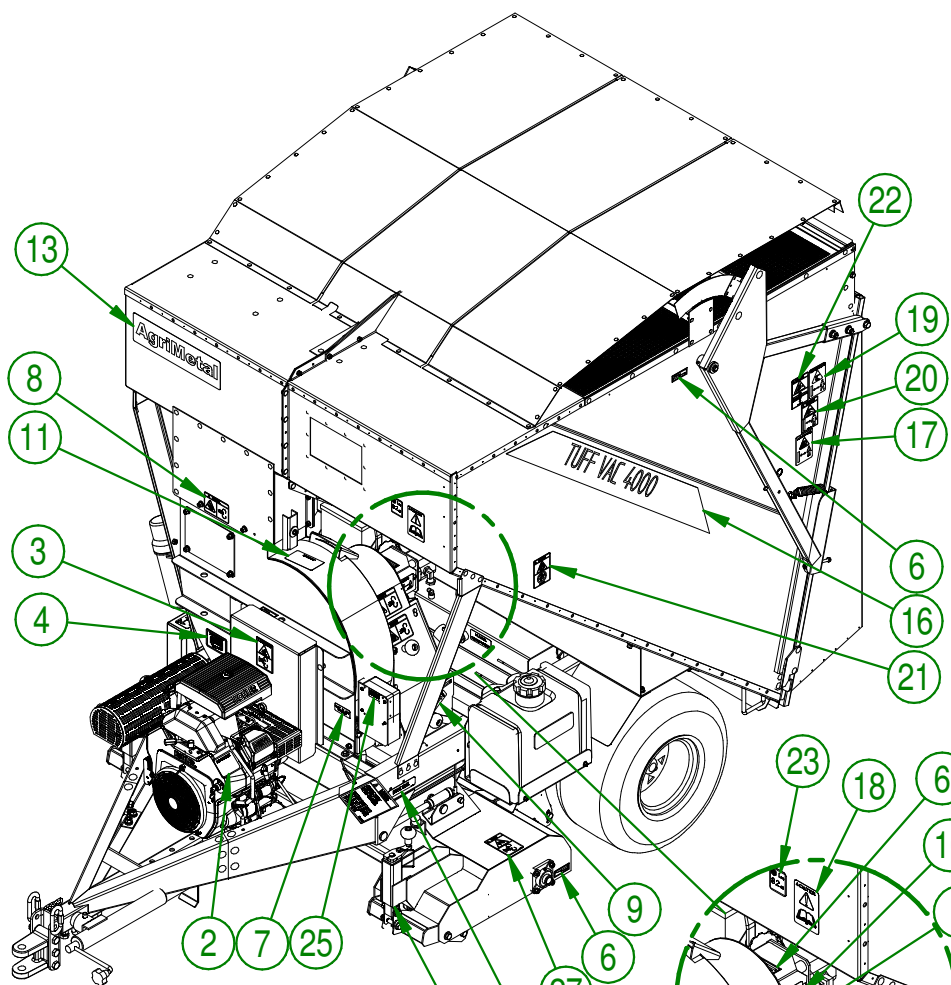
AGRIMETAL	
ASSEMBLY OPERATOR MANUEL TUBE	
CREATION : 2016-10-18	ASSEMBLY : 22-57-0595
REVISION : 2017-11-14	AUTHOR : S.B. Page 68 de 70



REMOTE CONTROL



FILTER KIT (OPTION)



AGRIMETAL
TUFF VAC 4000 GAZ

CREATION : 28/05/18
REVISION : 10/09/21

ASSEMBLY : **22-99-0537**
AUTHOR : F.HÉLIE

#	PART #	Qty	TITLE
1	NC13-33-0052	2	STICKER FRAME LEVEL
2	NC13-33-0178	1	STICKER IMPORTANT PLEASE CHECK OIL LEVEL...
3	NC13-33-0287	4	STICKER WARNING
4	NC13-33-0154	1	STICKER IMPORTANT
5	NC13-33-0282	4	STICKER DANGER
6	NC13-33-0024	10	STICKER GREASE HERE
7	NC13-33-0227	1	STICKER FUSE 15 AMP MAXIMUM
8	NC13-33-0249	3	STICKER DANGER
9	NC13-33-0119	1	STICKER HEAD HOSE
10	NC13-33-0288	5	STICKER WARNING HIGH-PRESSURE LIQUID
11	NC13-33-0121	1	STICKER IMPORTANT
12	NC13-33-0003	1	STICKER OIL LEVEL
13	NC13-33-0001	2	STICKER AGRIMETAL
14	NC13-33-0102	1	STICKER TRIANGLE FOR SLOW MACHINARY
15	NC13-33-0149	2	STICKER RED REFLECTOR
16	NC13-33-0094	2	STICKER (TUFF VAC 4000)
17	NC13-33-0192	2	STICKER (PROJECTION RISK)
18	NC13-33-0183	1	STICKER CAUTION OPERATION MANUAL
19	NC13-33-0268	2	STICKER WARNING
20	NC13-33-0260	2	STICKER WARNING
21	NC13-33-0185	1	STICKER PICTOGRAM (FIRE + CIGARETTE)
22	NC13-33-0284	1	STICKER WARNING
23	NC13-33-0338	1	STICKER 82 DB
24	NC13-33-0100	1	STICKER IMPORTANT CLOSE AND LATCH SCREEN
25	NC13-33-0251	2	STICKER TO PROGRAM REMOTE CONTROL
26	NC13-33-0107	2	STICKER (TOP MIDDLE)
27	NC13-33-0190	6	STICKER WARNING ROTATING BLADE HAZARD
28	NC13-33-0155	6	STICKER RULES 3"

AGRIMETAL

TUFF VAC 4000 GAZ

CREATION : 28/05/18
REVISION : 10/09/21

ASSEMBLY : **22-99-0537**
AUTHOR : F.HÉLIE